STANLEY
Engineered Fastening



POP AVDEL

Blind Rivets & Assembly Technologies

EMEA Catalogue

Table of Contents

Introduction		
	Introduction to Stanley® Engineered Fastening	5
	History of POP® and Avdel® Brands	6 – 7
	Introduction to Avdel®	8 – 9
	Introduction to POP®	10 – 11
	Introduction to Stanley® Assembly Technologies	12 – 13
Section 1: Blind Rivets		
Design Guidelines	About Blind Fastening	15
	Understanding a Blind Rivet	16
	Factors to Consider When Selecting a Blind Rivet	17
	Good Practice	18
	Customized Design	19
POP® Avdel® Fasteners	Product Capability – Table	20 – 21
	Blind Rivet Systems – Selection Diagram	22 – 23
	Datasheets Guide – Table	24 – 25
Rivet Product Families with Datasheets	**Blind Rivets – Open and Closed End**	
	Open End	27 – 45
	Soft Set Rivets	46 – 47
	Micro Rivets	48 – 49
	Pull–Thru (PT) Rivets	50 – 52
	Closed End	53 – 62
	Blind Rivets – Multigrip	
	Avex®	63 – 68
	Stavex®	69 – 73
	Blind Rivets – Specialty Rivets	
	VGrip®	74 – 77
	Avibulb®	78 – 79
	Avinox®	80 – 81
	Grooved Rivets	82 – 83
	LSR	84 – 86
	Peel Rivet	87 – 88
	T–Lok®	89 – 90
	Earthing & Electrical Conductivity Avdel® & POP®	91 – 94
	High Strength Blind Rivets	
	Hemlok®	95 – 97
	Monobolt®	98 – 106
	Interlock®	107 – 111
	Avibulb® XT & Avinox® XT	112 – 114
	Klamp–Tite®	115 – 116
	Avbolt®	117 – 120

Section 2: Installation Equipment

Introduction to Power Tools	About Power Tools	123 – 124
	Power Tool Placing Capability Matrix	125
Battery–Powered Tools with Datasheets	BRF30PB–20	126
	BR12PP–8	127
	PB2500Smart	128
	BLC40PB–35	129
	ProSet® PB2500	130
	ProSet® PB3400	131
	DCF403	132
	DCF414	133
Pneumatic Tools with Datasheets	ProSet® XT1	134
	ProSet® XT2	135
	ProSet® XT3	136
	ProSet® XT4	137
Hydraulic Tools with Datasheets	73200	138
	7287	139
	AV®5	140
	AV®10	141
	AV®15	142
	AV®20	143
	AV®25	144
Hand Tools Datasheets	About Hand Tools	145
	TT55D	146
	PS15X	146
	PS25X	146
	PS40X	147
	PS45X	147


World's
#1
Fastening
Systems

Stanley® Engineered Fastening

Global Leader In Fastening Systems

For over 175 years, we've empowered industrial customers to achieve more through precision fastening solutions. With the world's most comprehensive portfolio of fastening systems, we deliver solutions that exceed your application requirements every time.

World's #1 Fastening Systems

Engineering excellence drives everything we do. We continuously refine our fasteners and tooling, to help you save time, maximize productivity, enhance performance, and improve safety. Our solutions guarantee the lowest total cost of ownership, reduced warranty claims, streamlined inventory, and increased output — making us the premier choice for optimizing your supply chain.

Trusted by industry leaders worldwide, Stanley® Engineered Fastening partners with 70% of the Top 100 Global Industrial Manufacturers.

Engineering Excellence At Our Core

Our global network of application specialists works directly with you to engineer solutions for your specific fastening challenges. From product tear-downs and design optimization to prototyping and ongoing support, we engage early in your design process to ensure the best materials and fastening technologies make it into production.

Advanced Automation Solutions

In today's connected manufacturing environment, our fastening systems are more critical than ever. We leverage decades of expertise to deliver blind fastening semi automated and automated solutions that enhance efficiency and streamline processes for modern industrial manufacturers embracing Industry 4.0.







AVDEL®
Structural Blind Fasteners

INTEGRA™
Plastic Components

NELSON®
Stud Welding

OPTIA™
Threaded Fasteners

POP®
Non-structural Blind Fasteners

STANLEY Assembly Technologies
Specialist Assembly

TUCKER™
Automated Fastener Systems

Brands With Legacy To Be Proud Of

For more than 100 years, POP® and Avdel® have defined world-leading blind fastening systems. Born from aviation industry needs, these technologies have evolved to become essential solutions across global manufacturing sectors.



Innovation Rooted In Aviation

POP® began in 1916 when British engineer Hamilton N. Wylie patented the first one-sided tubular rivet installation method. This revolutionary design, refined in the 1920s with Armstrong-Whitworth Aircraft Company, created the iconic "pop-off" mandrel that gave the brand its name.

Avdel® emerged in 1936 as "Aviation Developments" in Surrey, UK, developing advanced riveting technology for aircraft manufacturing. The company was officially renamed Avdel® in 1961, marking the beginning of decades of significant growth.

From Aircraft To Everywhere

During World War II, POP® and Avdel® rivet production reached extraordinary scale, on the order of billions of units, fueling rapid aircraft assembly. After the war, demand broadened. By the 1950s both brands were integral to automotive, appliance, electronics and metal furniture manufacturing, enabling faster, lighter, and more reliable assembly when only one side of the joint was accessible.

United Under Stanley® Engineered Fastening

After decades of separate innovation and market leadership, Stanley Black & Decker acquired Infastech (including Avdel®) in 2013, bringing these pioneering brands together under the Stanley® Engineered Fastening portfolio. Today, they continue their legacy of precision engineering and manufacturing excellence supplying fastening solutions to modern industrial manufacturers.

How The Most Iconic Brands United To Transform The Industrial Fastening Industry.

1916



Innovation Born: Hamilton N. Wylie patents the first one-sided tubular rivet installation method, revolutionizing fastening technology. POP® is born.

1936



Aviation Developments Founded: Avdel® established in Surrey, UK, developing specialized riveting solutions for the growing aviation industry

1939



War Effort Production: POP® rivet manufacturing reaches 3 billion units during WWII, proving essential to aircraft production.

1961



Avdel® Brand Established: Aviation Developments officially renamed to "Avdel®," marking the beginning of global expansion.







Legacy Of Engineering Excellence

From Wylie's early patents and the Armstrong-Whitworth collaborations to Avdel's multigrip breakthrough and systemized tooling, POP® and Avdel® have continuously set the standard for blind fastening. Under Stanley® Engineered Fastening, they carry that legacy forward — delivering reliable, high-performance joints in everything from aircraft and automobiles to appliances, electronics and infrastructure.



1989



Global Manufacturing Network: POP® and Avdel® expand production facilities across four continents, serving worldwide industrial markets.

1995

Emhart Acquires Pop® & Becomes Part Of Black & Decker: The POP® brand joins Emhart Corporation, later that year becoming part of Black & Decker's fastening portfolio.

2013

Unification Under Stanley® Engineered Fastening: Stanley Black & Decker acquires Infastech, bringing POP® and Avdel® together under Stanley® Engineered Fastening.

2019



Rebranding: Stanley® Engineered Fastening completes major rebranding initiative, positioning POP® & Avdel® as two of its seven flagship brands.

2022



Industry 4.0 Integration: Launch of connected fastening systems with data capabilities, supporting modern manufacturing environments.

AVDEL®

Precision-Engineered Fasteners, Structural & Speed Rivets for Specialized Applications.

Stanley® Engineered Fastening helps customers improve production efficiency and reduce defect rates through solutions tailored to specific application requirements and production ergonomics.



From truck and trailer assembly and railway infrastructure to new energy assemblies and modern data centres and electronics manufacturing, Avdel® solutions meet the most stringent performance standards across all industries we serve.

Avdel® offers the industry's broadest range of highly engineered structural blind fasteners for high-strength applications, speed applications, or sealing applications. This comprehensive selection ensures our customers receive the most appropriate technology for their specific application needs.

Every Avdel® solution is supported by our global network of Stanley® Engineered Fastening application engineers who deliver expert on-site support and technical design consultation throughout the project.

> **"The stem on the Monobolt® rivets lock into the body meaning the joint is strong and resists vibration. You can also quickly visually check the lock. The hole fill is great too which is really important when undertaking such delicate restoration work."**
> Bill Smith, Team Leader, Bluebird Project



The Avdel® Portfolio Includes:

Specialist & Structural Blind Fasteners

Industry-leading, precision-engineered fasteners providing exceptional single-sided access solutions. These high-performance fasteners excel where absolute reliability is essential, delivering superior clamp force and vibration resistance in demanding environments. Explore the following pages for our complete range of blind fastener solutions.

Blind Rivet Nuts

Avdel® threaded inserts provide a fast, reliable and cost-effective method of inserting high quality, load bearing threads.



Find out more



Lockbolts

High-strength structural fasteners developed for superior vibration resistance and consistent clamp load performance. With effective multi-grip capabilities and efficient installation properties, these lockbolts maintain joint integrity even in extreme operating conditions.

Find out more



Speed Fastening

High speed, blind-sided assembly system delivering measurable productivity improvements to reduce installation time while consistently achieving superior joint quality, enabling streamlined production and reduced assembly costs.

Find out more



Avseal® Blind Sealing Plugs

High-performance sealing solutions ensuring dependable performance across low and high-pressure systems. These engineered plugs provide reliable fluid integrity, preventing leakage in demanding hydraulic, pneumatic and environmental sealing applications.

Find out more



POP®

Premium Engineered Blind Rivets & Rivet Nuts.

Stanley® Engineered Fastening is committed to streamlining your production processes through our versatile POP® product portfolio.



POP® stands as our top-tier brand in the market, known for setting the standard in blind riveting with its exceptional performance and dependability. We focus on enhancing production speed and minimizing defects by delivering application-specific solutions that align perfectly with your production ergonomics.

Our approach ensures outstanding value for end-customers by providing fasteners, tools, and installation equipment that consistently demonstrate the lowest Total Cost of Ownership (TCO) across their lifecycle. POP® solutions are the preferred choice for manufacturers who demand superior quality and precision in their most critical applications, allowing them to achieve lightweight final products without compromising essential safety standards.

"When firefighter safety is on the line, vehicle reliability is non-negotiable. After experiencing critical rivet failures in our fleet, we partnered with Stanley Engineered Fastener to implement POP® rivets. We couldn't be happier with the results. Now our firefighters can focus on what truly matters - saving lives".

David Bastard, Project Leader, Desautel



Watch the video



The POP® Portfolio Includes:

Premium Engineered Blind Rivets

Comprehensive range of world renowned, premium quality fasteners. Offered as a custom product with PPAP testing and design support, or an off-the-shelf solution.



Find out more



POPNut®

Available with a variety of geometries and materials, blind rivet nuts are ideal to secure load bearing threads in thin materials.



Find out more



Hand Tools

Professional hand plier and lever rivet and blind rivet nut tools with ultra-lightweight yet robust steel and aluminium construction.



Find out more



STANLEY
Assembly Technologies

Industrial Tools & Systems for Precision Blind Rivet Applications.

Stanley® Assembly Technologies is the specialized brand dedicated to providing the tools and equipment needed to install our blind rivets and blind rivet nuts from Avdel® and POP®.



As part of Stanley® Engineered Fastening, we're committed to optimizing our customers' manufacturing processes through this comprehensive installation portfolio. The tools from Stanley® Assembly Technologies delivers exceptional accuracy and reliability in the most demanding production environments, ensuring perfect installation of our fastening solutions every time.

The Stanley Assembly Technologies brand offers superior value for industrial manufacturers by developing installation equipment that consistently demonstrates the lowest Total Cost of Ownership (TCO) throughout its service life. We offer a complete spectrum of solutions — ranging from simple manual hand tools for basic applications to sophisticated automated systems featuring real-time feedback and comprehensive data capture capabilities. With expert implementation support at every step, we provide everything manufacturers need for precision fastening operations, regardless of complexity or scale.

"We use the NeoBolt system to mount solar panels on our tracker frames — and couldn't be more impressed. Installs are dramatically faster than before, and the cordless, battery-powered tools make us 10x more efficient. No heavy hydraulics or hoses — just a couple of batteries charged overnight for nonstop Lockbolt installs. Stanley is a partner that understands what matters in renewable energy deployment."
Alex Martinez, Construction Manager, Nextracker



Watch the video



The Stanley® Assembly Technologies Portfolio Includes:

Blind Fastening Installation Equipment

From manual to hydro-pneumatic and battery-powered tools, our range supports all rivet, lockbolt, and speed fastening applications, delivering optimal performance across every production environment.



Find out more



Blind Rivet Nuts Installation Equipment

Our versatile lineup spans ergonomic manual tools to advanced battery-powered systems, ensuring perfect blind rivet nut installation regardless of production volume or application complexity.



Find out more



Precision Threaded Fastening Equipment

Featuring electric and pneumatic assembly tools, intelligent controllers with software, and engineered systems that provide precise torque control and complete traceability for critical threaded applications.



Find out more





Section 1

Blind Rivets

Engineering Excellence for Every Application

Access Where Others Can't

Blind rivets (a.k.a breakstem fasteners) provide the unique advantage of single-side access installation, making them essential for enclosed spaces, hollow structures, and complex assemblies where back-side access is impossible.



At Stanley® Engineered Fastening, our blind fastening systems excel at joining components and diverse materials (including soft, brittle, and thin metals, plastics and composites) that vary in thickness and composition.

Our blind fasteners are produced from high-quality, durable materials using advanced cold forming processes. The meticulous design elements, precision manufacturing, and specialized operations combine to deliver each fastener's specific performance characteristics — ensuring exceptional strength, durability, and reliability in the most demanding environments.

Durable, Fast Fasteners For All Industrial Environments

Our blind fastening solutions reduce assembly time while enhancing quality and performance. Engineered to meet the highest standards, they withstand vibration, pressure, and dynamic stress in the toughest environments — perfect for both high-volume production and small batch operations.

Customer-Driven Innovation

POP® and Avdel® products have been designed and developed in collaboration with our customers, ensuring function and practicality remain at the forefront. This collaborative approach and flexibility to meet diverse requirements guarantees an optimal fastening solution tailored to your specific application needs — whether in automotive, aerospace, electronics, appliances, or general manufacturing industries.



Design Guidelines for Efficient Blind Fastening

At Stanley® Engineered Fastening, we recognize that achieving optimal blind fastening results requires careful planning, proper technique, and the right product selection. With decades of engineering expertise behind every POP® and Avdel® product, we've developed comprehensive guidelines to support your fastening challenges across any industry. Read through these sections below to get familiar with blind fastening and to choose the best POP® and Avdel® rivet for your application.

What Are The Factors To Consider When Selecting a Blind Rivet?

1. Hole Size

Precision in hole sizing is critical for blind riveting. Undersized holes impede rivet insertion, while oversized holes compromise both shear and tensile strengths. Excessive spacing may cause bulging or separation between materials, allowing undesirable rivet expansion between components rather than only on the blind side. Always ensure holes are clean and free of burrs.

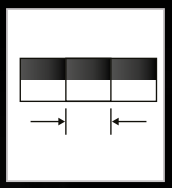

Hole Size

2. Grip Range

The designated thickness range within which a specific rivet body length consistently delivers optimal setting performance. Accurately measure the total thickness of materials to be joined, as this measurement directly determines the required "grip" of your selected rivet. Choosing a rivet within the proper grip range ensures reliable fastening across various material combinations by allowing proper formation of the secondary head. Insufficient rivet length will prevent proper backside formation, compromising joint integrity and potentially leading to fastener failure.

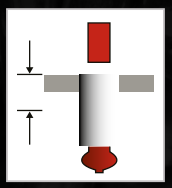

Grip Range

3. Shear Strength

The maximum load capacity applied to a fastener along the joint interface, directly affecting lateral stability and resistance to displacement forces.

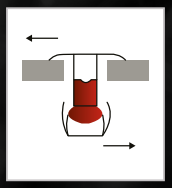

Shear Strength

4. Tensile

The maximum load capacity applied to a fastener along its length, determining its resistance to being pulled apart under stress.

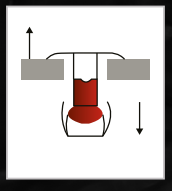

Tensile

5. Joint Strength

Begin by determining the specific single-joint tensile and shear values your application requires. These critical measurements are functions of total joint strength requirements, fastener spacing patterns, rivet body material properties, and rivet diameter selection.

6. Head Style

There are three primary head styles to consider based on your application requirements: dome, countersunk and large flange.

The Dome Head is the standard low-profile option that suits most industrial applications and is the most widely used for general-purpose fastening.

The Countersunk Head should be selected where flush surfaces are required for aesthetic purposes, aerodynamics, or when protruding heads would interfere with component assembly, providing seamless integration with the material surface.

The Large Flange Head is ideal when fastening soft or brittle materials to rigid backing, offering approximately twice the bearing surface of standard domes and distributing load more effectively across sensitive materials to prevent damage or stress.

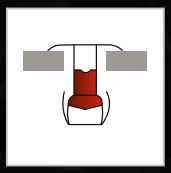

Dome Head



Countersunk

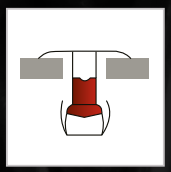

Large Flange Head

7. Nature Of Materials

Both rivet composition and the materials being fastened significantly influence ultimate joint strength. As a best practice, select rivet materials with similar physical and mechanical properties to the materials being joined — marked dissimilarity may lead to premature joint failure through material fatigue or galvanic corrosion.

Galvanic Corrosion

Galvanic corrosion occurs when dissimilar metals make contact in the presence of an electrolyte — any medium through which electrical current can flow, such as moisture. Corrosion rate depends on both the concentration of the electrolyte and the electrical potential difference (anodic-cathodic relationship) between the metals as illustrated in the Galvanic Series Chart.

Materials widely separated on the Galvanic Series Chart will experience accelerated corrosion compared to materials positioned closer together. During corrosion, the anodic material typically deteriorates while the cathodic material remains relatively protected.

To minimize galvanic corrosion in fastened joints:

- Select materials positioned close together on the Galvanic Series Chart
- Introduce barriers between dissimilar metals (paint, non-metallic washers, or gaskets)
- Design the fastening system with the fastener as the cathode, ensuring the cathodic area remains smaller than the anodic area
- Apply metallic finishes to fasteners that closely match the galvanic properties of mating materials

GALVANIC REACTION CHART

		CONTACT METAL						
		Nickel Copper Alloy	Stainless Steel	Copper	Steel	Aluminium and Alloys	Cadmium	Zinc
RIVET MATERIAL	Nickel Copper Alloy	-	A	A	A	A	A	A
	Stainless Steel	A	-	A	A	A	A	A
	Copper	B or C	B or C	-	A	A	A	A
	Steel	C	C	C	-	B	A	A
	Aluminium and Alloys	C	B or C	D	B or C	-	A	A
	Cadmium	C	C	C	C	B	-	A
	Zinc	C	C	C	C	C	B	-

A The corrosion of the metal considered is NOT accelerated by the contact metal

B The corrosion of the metal considered may be slightly accelerated by the contact metal.

C The corrosion of the metal considered may be markedly accelerated by the contact metal

D When moisture is present this combination of metal considered and contact metals is inadvisable even in mild conditions, without adequate protective measures

Where two symbols given (for instance B or C) the acceleration is likely to change with environmental conditions or the condition of the metal.

THE GALVANIC SERIES

Corroded End
(Anodic, Least Noble)
Magnesium
Magnesium Alloys
Zinc
Aluminium 1100
Cadmium
Aluminiom 2024-T4
Steel or Iron
Cast Iron
Chromium-Iron (active)
Ni-Resist Cast Iron
Type 304 Stainless (active)
Type 316 Stainless (active)
Lead-Tim Solders
Lead
Tin
Nickel (active)
Inconel Nickel-Chromium
Alloy (active)
Hastelloy Alloy C (active)
Brasses
Copper
Bronzes
Copper
Bronzes
Copper-Nickel Alloy
Monel Nickel-Copper Alloy
Silver Solder
Nickel (passive)
Inconel Nickel-Chromium
Alloy (passive)
Chromium-Iron (passive)
Type 304 Stainless Steel
(passive)
Type 316 Stainless Steel
(passive)
Hastelloy Alloy C (passive)
Silver
Titanium
Graphite
Gold
Platinum
Protected End
(Cathodic, Most Noble)

Mastering Blind Riveting: 6 Core Principles for Every Application

Follow these essential principles to ensure consistently strong, durable fastening across diverse materials and environments.

1 Design

Position Stronger Materials Strategically

- Place the stronger material on the blind side when joining materials of different thicknesses or strengths
- When fastening plastic to metal, position plastic beneath the rivet head and metal on the blind side
- For joints with thin or weak panels, select rivets that offer a larger blindside bulbing area which spread the load more effectively

2 Hole

Good Hole Preparation Gives Best Results

- Ensure holes particularly in the rearmost material conform to the recommended diameter
- De-burr holes as necessary to create clean, flat fastening surfaces; proper hole preparation directly impacts joint integrity

3 Diameter

Select Appropriate Rivet Diameter

- For load-bearing joints, choose rivet diameter at least equal to the thickest material in the joint
- Oversize or slotted holes to allow for tolerance build-up should never be used in the rearmost panel as this will compromise strength

4 Position

Follow Proper Rivet Spacing Guidelines

- Ensure there is enough room to access all holes with the selected placing tool
- Check there is sufficient clearance for the rivet on the blindside to fully enter the holes before placing
- Ideally position rivet holes at least two rivet diameters from any edge

5 Material

Match Rivet Material to Application Requirements

- Select rivet material based on required joint strength
- Typically match the rivet material to the joint material type, e.g. use stainless steel rivets to join stainless steel panels
- Consider galvanic compatibility when selecting different material combinations

6 Tools

Utilize Appropriate Tools and Follow Safety Practices

- Choose placing tools appropriate for your production environment
- Implement regular maintenance by qualified personnel
- Empty spent mandrels from the collector bottle of the placing tool
- Always refit mandrel deflectors or collector bottles on power-operated tools before use
- Wear safety glasses during all riveting operations

Customised Designs

As you would expect from a leader in fastening solutions, we can design and manufacture breakstem rivets with a wide variety of forms and finishes to meet your unique assembly requirements. Shown below are just a few examples of our customised capabilities. Whether you require custom fastener geometry, a particular finish, different fastener material, limited access placing tooling, or anything else we don't offer as standard, please contact us to discuss your special requirements.



Avinox® Breakstem Fastener - Special Body Design

- Special underhead shoulder for automotive application for fixation inclusive compensation of different heat expansion of metal and plastic materials
- Stainless steel material resists corrosion by road salts



Hemlok® Structural Breakstem Fastener - Blue Delta Seal® Coating

- Steel, Delta Seal® blue
- High performance coating & blue colour for identification



Stavex® - Custom Grip Range

- Stainless Steel
- Dedicated grip range and very short stem to suit a customer's restricted access application



Stavex® Breakstem Fastener - RoHS Compliant Zinc & Black Finish

- Steel, Zinc & black finish
- Complies with RoHS standards & normally used in automotive interiors



Monobolt® Structural Breakstem Fastener - Grade 316 Stainless Steel

- Grade 316 / A4 Stainless Steel (see Monobolt 2717 series data sheet)
- High corrosion resistant grade rivet



Monobolt® Structural Breakstem Fastener - Cone Stem

- Steel
- Cone stem for easy hole access, for automated installation



Open End Cap Rivets

- Aluminium
- Pre-assembled rivet with plastic cap
- For waterproof applications



Open End Painted Rivets

- Aluminium or Steel
- Match the rivet color to your specific color application

POP® Avdel® Fasteners Product Capability

	Blindside Head Type	Brand	Rivet Type		Placing Characteristics						Typical Cross-Section of Placed Fastener
					Blind side head size	Grip range	Hole fill ability	Clamp	Load-bearing stem	Vibration resist-ance	
Non Structural	**Basic Form**	POP	Open End		*	*	-	*	-	*	
Non Structural	**Basic Form**	POP	Soft Set		*	*	-	*	-	*	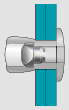
Non Structural	**Basic Form**	POP	Micro Rivet		*	*	-	*	-	*	
Non Structural	**Flush**	POP	Pull-Thru (PT)		*	*	-	*	-	*	
Non Structural	**Sealed**	POP	Closed End		*	*	-	*	-	*	
Non Structural	**Large Blindside Bearing Surface**	AVDEL	Avex®		**	***	**	**	*	**	
Non Structural	**Large Blindside Bearing Surface**	AVDEL	Stavex®		**	***	**	**	*	**	
Non Structural	**Large Blindside Bearing Surface**	POP	VGrip®		***	**	*	**	*	**	
Non Structural	**Large Blindside Bearing Surface**	AVDEL	Avibulb® Avinox®		***	*	*	**	**	**	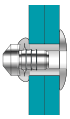
Non Structural	**Grooved Type**	POP	Grooved		-	*	***	*	*	*	
Non Structural	**Folding Leg Formation**	POP	LSR Bulbex®		***	***	-	*	-	*	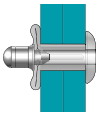
Non Structural	**Peel Type**	POP	Peel		***	***	-	*	*	*	
Non Structural	**Peel Type**	AVDEL	T-Lok®		**	**	-	*	**	*	

	Blindside Head Type	Brand	Rivet Type		Placing Characteristics						Typical Cross-Section of Placed Fastener
					Blind side head size	Grip range	Hole fill ability	Clamp	Load-bearing stem	Vibration resist-ance	
Structural	**Large Blindside Bearing Surface**	AVDEL	Hemlok®		***	*	*	***	***	***	
Structural	**Conical Form**	AVDEL	Monobolt®		*	***	***	***	***	***	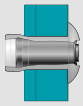
Structural	**Conical Form**	AVDEL	Interlock®		*	***	***	***	***	***	
Structural	**Large Blindside Bearing Surface**	AVDEL	Avibulb® XT Avinox® XT		***	**	*	***	**	***	
Structural	**Folding Leg Formation**	AVDEL	Klamp-Tite®		***	***	-	**	***	**	
Structural	**Large Blindside Bearing Surface**	AVDEL	Avbolt®		***	*	-	***	***	***	

KEY:

* *Good Performance or YES*
** *Better Performance*
*** *Best Performance*
\- *Not Applicable or NO*

Breakstem Systems - Selection Diagram

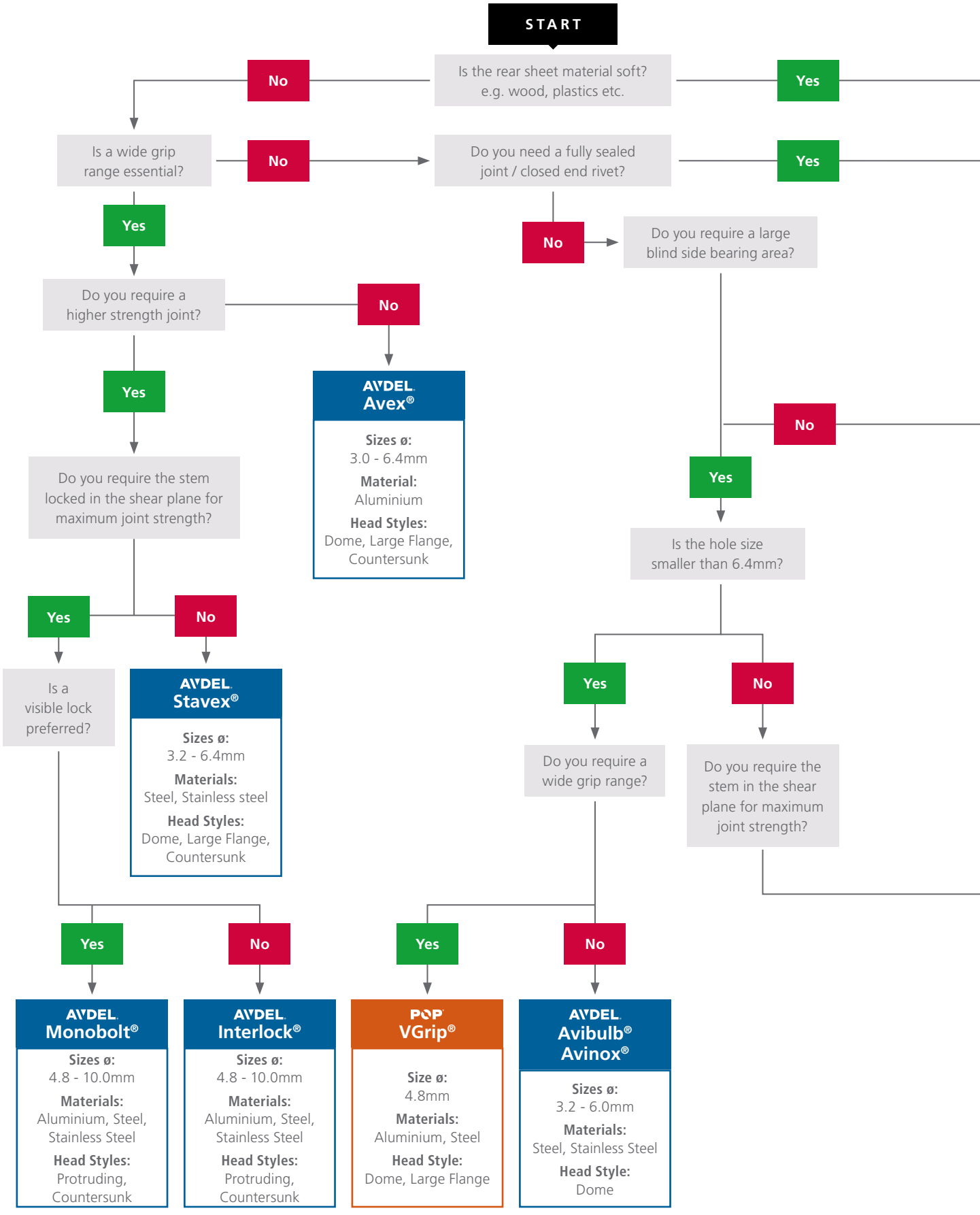

This selection guide is designed to illustrate which fasteners may be the most suitable for your application. This guide does not include the full range of POP® and Avdel® products; our Applications Engineers are available to advise as to the best solution for your specific application needs.

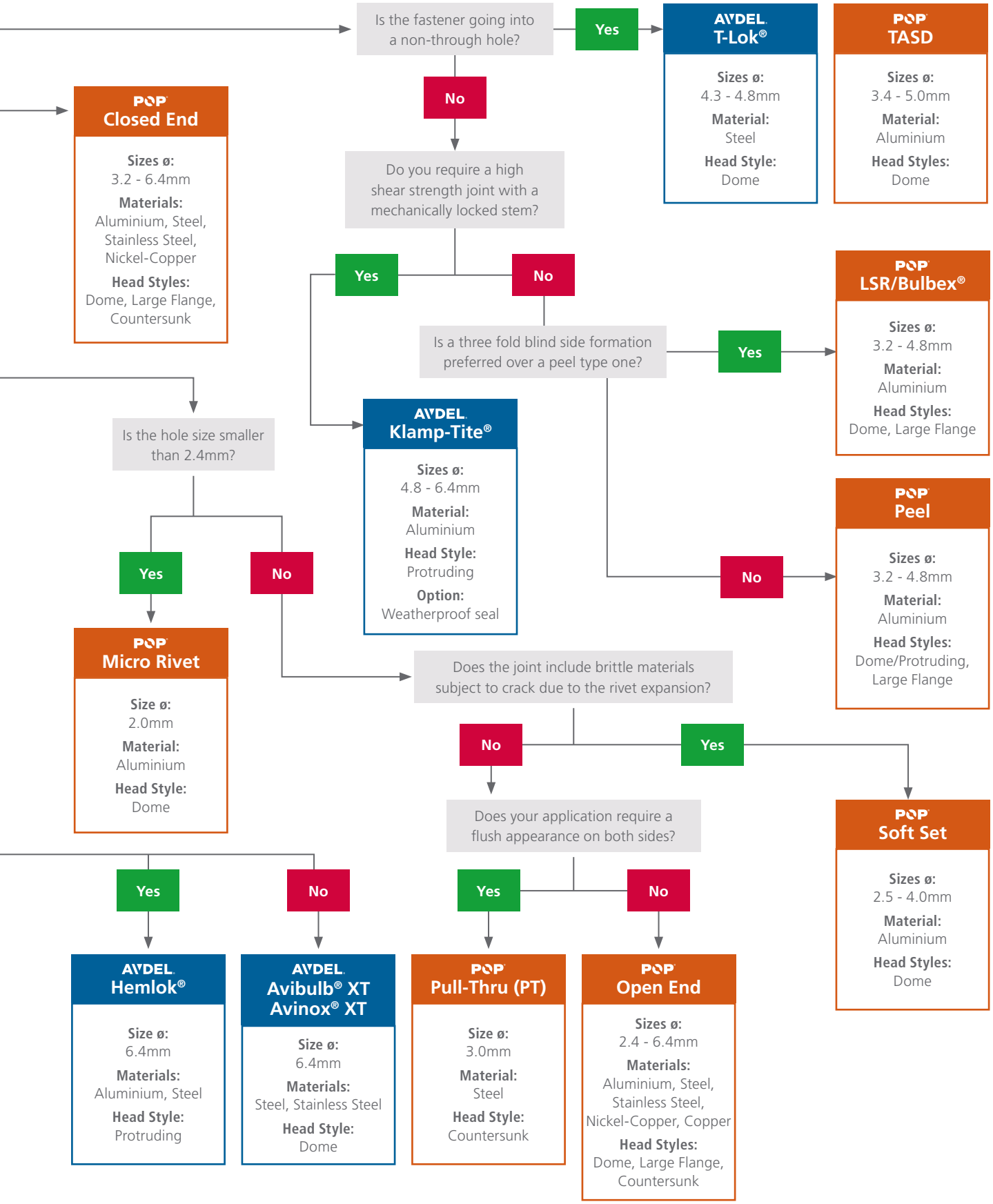

Datasheet Quick Guide

This table is designed as a guide to help you select the most suitable breakstem fastener for your particular application. Full technical and performance data for each breakstem fastener can also be found on our website or contact your local Stanley® Engineered Fastening representative.

Brand	Product Range	Material: Body					Material: Stem			Head Style			Fastener Size (nom)											Page No.	
		Aluminium	Steel	Stainless Steel	Copper	Nickel-Copper	Aluminium	Steel	Stainless Steel	Dome	Large Flange	Countersunk	2.0mm	2.4 / 2.5[1]mm	2.8mm	3.0mm	3.2mm	4.0mm	4.8mm	5.0mm	6.0mm	6.4mm	Series No.	Description	Datasheets
POP	Open End	•					•			•				•			•	•	•			•	AD ABS	27	28
		•					•				•						•	•	•				AD ABS LF	27	29
		•						•		•				•		•	•	•	•	•	•	•	TAPD/SNAD BS	27	30
		•						•			•						•	•	•				TAPD BS LF	27	32
		•						•				•		•			•	•	•				TAPK BS	27	33
		•							•	•							•	•	•				TAPD SS	27	34
					•			•		•							•	•					TCPD BS	27	35
			•					•		•				•		•	•	•	•	•	•	•	TSPD/SNSD BS	27	36
			•					•			•						•	•	•				TSPD BS LF	27	38
			•					•				•		•			•	•	•			•	TSPK BS	27	39
				•					•	•							•	•	•				SSD SSBS	27	40
				•					•		•						•		•				SSD SSBSLF	27	41
				•					•			•					•		•				SSK SSBS	27	41
						•		•		•					•		•	•	•			•	TLPD BS	27	42
						•		•				•			•		•	•	•			•	TLPK BS	27	43
						•			•	•							•	•	•				TLPD SS	27	44
						•			•			•					•	•	•				TLPK SS	27	45
POP	Soft Set	•					•			•				•[1]		•	•	•					PAD	46	47
POP	Micro	•						•		•			•										TAPD BS	48	49
POP	Pull-Thru		•					•				•				•							SKK	50	52
POP	Closed End	•					•			•							•	•	•				AD AH	53	54
		•						•		•							•	•	•			•	AD H	53	55
		•						•				•					•	•	•				AK H	53	56
		•							•	•							•	•	•				AD SSH	53	57
		•							•			•						•					AK SSH	53	58
			•					•		•							•	•	•				SD SB	53	59
						•		•		•							•	•	•				LD SB	53	60
				•					•	•							•	•	•			•	TD GT	53	61
				•					•	•									•				TVD GT	53	62
AVDEL	Avex®	•						•		•						•	•	•	•			•	1661	63	64
		•						•			•								•				1641	63	65
		•						•				•					•	•	•				1604	63	66
		•							•	•							•	•	•				1663	63	67
		•							•		•								•				1643	63	68
AVDEL	Stavex®		•					•		•							•	•	•			•	BS01	69	70
			•					•				•					•		•				BS04	69	71
			•					•			•								•				BE34	69	72
				•					•	•							•	•	•				BS11	69	73
POP	VGrip®	•						•		•								•	•			•	VG11	74	76
		•						•			•								•		•		VG12	74	76
			•					•		•								•	•		•		VG21	74	77
			•					•			•								•				VG22	74	77
AVDEL	Avibulb®		•					•		•							•	•	•		•		BN01	78	79

Datasheet Quick Guide

Brand	Product Range	Material							Head Style			Fastener Size (nom)											Page No.	
		Body				Stem																		
		Aluminium	Steel	Stainless Steel	Copper	Aluminium	Steel	Stainless Steel	Dome/ Protruding	Large Flange	Countersunk	3.2 / 3.4[1]mm	4.0mm	4.2 / 4.3mm	4.8 / 5.0[1]mm	6.4mm	8.0mm	10.0mm	12.7mm	16.0mm	Series No.	Description	Datasheet
AVDEL	Avinox®			•				•	•			•	•		•						BE61	78	80
				A4				A4	•				•		•						BE16	78	81
POP	Grooved Rivet	•					•		•			•[1]		•	•[1]						TASD	82	83
POP	LSR / Bulbex®	•				•			•			•	•		•						ACD	84	85
		•				•				•					•						ACD LF / BF41	84	86
POP	Peel Rivet	•					•		•			•	•		•						TAPD SO	87	88
		•					•			•					•						TAPD SOLF	87	88
AVDEL	T-Lok®		•				•		•					•	•						BM01	89	90
AVDEL	Avex® Splined		•				•		•				•								1610	91	92
AVDEL	Earth Tab Rivet		•				•		•				•								BN11	91	93
POP	Terminal Tag				•		•		•				•								PMC	91	94
AVDEL	Hemlok®	•				•			•							•					2241	95	96
			•				•		•							•					2221	95	97
AVDEL	Monobolt®	•				•			•						•	•		•			2774	98	100
		•				•					•				•	•					2764	98	101
			•				•		•						•	•		•			2771	98	102
			•				•				•				•	•					2761	98	103
				•				•	•						•	•					2711	98	104
				A4				A4	•						•	•					2717	98	105
				•				•			•				•	•					2721	98	106
AVDEL	Interlock®	•				•			•						•	•					BAPI	107	108
			•				•		•						•	•		•			SSPI	107	109
			•				•				•				•	•					SSCI	107	110
				•				•	•						•	•					CCPI	107	111
AVDEL	Avibulb® XT		•				•		•							•					BN01	112	113
AVDEL	Avinox® XT			•				•	•							•					BE61	112	114
AVDEL	Klamp-Tite®	•				•			•						•	•					BAPKTR	115	116
AVDEL	Avbolt®		•				•		•						•	•	•				21021	117	119
			•				•		•									•	•	•	21001	117	120



Datasheets

Open End Rivets

Non-structural blind breakstem rivet designed for a wide range of applications.

Features



Benefits

- Cost effective standard rivet
- Installed quickly and easily
- Available in a variety of materials and combinations

Specifications

Sizes	2.4 - 6.4mm
Materials	Aluminium Steel Stainless Steel Nickel Copper Alloy Copper
Head styles	Dome Countersunk Large Flange

Assembly applications

- Domestic appliances
- Automotive
- Building & construction
- Furniture
- Lighting
- Hearth, grill
- Patio furniture
- Data centres

Typical placing sequence

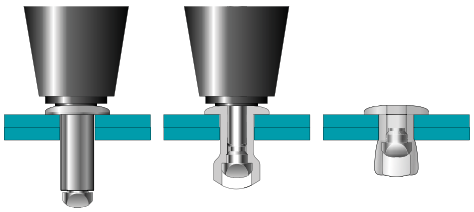



Open End AD ABS Series



English	Français	Deutsch	Italiano	Español
Dome head	Tête plate	Flachrundkopf	Testa Tonda	Cabeza alomada
Body: Aluminium* Natural	Corps: Aluminium* Brut	Hülse: Aluminium* Unbehandelt	Corpo: Alluminio* Nessuna finitura	: Aluminio* Natural
Body: Aluminium Natural	Corps: Aluminium Brut	Hülse: Aluminium Unbehandelt	Corpo: Alluminio Nessuna finitura	Cuerpo: Aluminio Natural

*: 5052

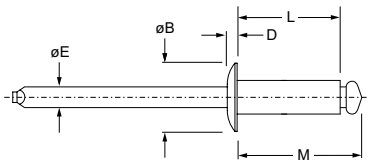

ø nom. [mm]	min [mm]	max [mm]	min [mm]	max [mm]	L ref [mm]	M ref [mm]	øE ref [mm]	øB max [mm]	D max [mm]	kN	kN	Part No.
2.4	0.8	3.2	2.5	2.6	5.7	8.3	1.5	5.1	0.9	0.38	0.60	AD32ABS
	3.2	6.4			8.9	11.4						AD34ABS
	6.4	9.5			12.1	14.6						AD36ABS
3.2	0.8	1.6	3.3	3.4	4.8	7.8	1.9	6.7	1.1	0.69	1.05	AD41ABS
	1.6	3.2			6.4	9.4						AD42ABS
	3.2	4.8			8.0	11.0						AD43ABS
	4.8	6.4			9.5	12.6						AD44ABS
	6.4	7.9			11.1	14.2						AD45ABS
	7.9	9.5			12.7	15.7						AD46ABS
	9.5	12.7			15.9	18.9						AD48ABS
	12.7	15.9			19.1	22.1						AD410ABS
4.0		3.2	4.1	4.2	7.0	10.5	2.4	8.4	1.2	1.00	1.56	AD52ABS
	3.2	4.8			8.6	12.1						AD53ABS
	4.8	6.4			10.2	13.7						AD54ABS
	6.4	9.5			13.3	16.9						AD56ABS
	9.5	12.7			16.5	20.1						AD58ABS
4.8		3.2	4.9	5.0	7.6	11.7	2.9	10.0	1.5	1.40	2.22	AD62ABS
	3.2	6.4			10.8	14.9						AD64ABS
	6.4	9.5			14.0	18.0						AD66ABS
	9.5	12.7			17.1	21.2						AD68ABS
	12.7	15.9			20.3	24.4						AD610ABS
	15.9	19.1			23.5	27.6						AD612ABS
	19.1	22.2			26.7	30.7						AD614ABS
	22.3	25.4			29.8	33.9						AD616ABS
6.4	6.4	6.4	6.5	6.6	12.1	16.6	3.8	13.4	1.9	2.67	3.34	AD84ABS
		9.5			15.2	19.8						AD86ABS

Open End AD ABS LF Series



English	Français	Deutsch	Italiano	Español
Large flange	Tête large	Flachrundkopf, extragroß	Testa larga	Cabeza ala ancha
Body: Aluminium* Natural	Corps: Aluminium* Brut	Hülse: Aluminium* Unbehandelt	Corpo: Alluminio* Nessuna finitura	Cuerpo: Aluminio* Natural
Body: Aluminium Natural	Corps: Aluminium Brut	Hülse: Aluminium Unbehandelt	Corpo: Alluminio Nessuna finitura	Cuerpo: Aluminio Natural

*: 5052

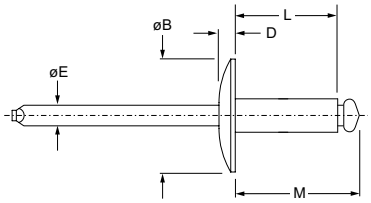

ø nom. [mm]	min [mm]	max [mm]	min [mm]	max [mm]	L ref [mm]	M ref [mm]	øE ref [mm]	øB max [mm]	D max [mm]	kN	kN	Part No.
	1.6	3.2			6.4	9.4						AD42ABSLF
3.2	3.2	4.8	3.3	3.4	8.0	11.0	1.9	10.0	1.7	0.69	1.05	AD43ABSLF
	4.8	6.4			9.5	12.6						AD44ABSLF
4.0	4.8	6.4	4.1	4.2	10.2	13.7	2.4	12.4	1.9	1.00	1.56	AD54ABSLF
	6.4	9.5			13.3	16.9						AD56ABSLF
	3.2	6.4			10.8	14.9						AD64ABSLF
	6.4	9.5			14.0	18.0						AD66ABSLF
4.8	9.5	12.7	4.9	5.0	17.1	21.2	2.9	16.6	2.4	1.40	2.22	AD68ABSLF
	12.7	15.9			20.3	24.4						AD610ABSLF
	15.9	19.1			23.5	27.6						AD612ABSLF

Open End TAPD/SNAD BS Series

English	Français	Deutsch	Italiano	Español
Dome head	Tête plate	Flachrundkopf	Testa Tonda	Cabeza alomada
Body: Aluminium* Natural	Corps: Aluminium* Brut	Hülse: Aluminium* Unbehandelt	Corpo: Alluminio* Nessuna finitura	Cuerpo: Aluminio* Natural
Stem: Steel	Tige: Acier	Dorn: Stahl	Gambo: Acciaio	Vástago: Acero

*: 3.5% Magnesium Alloy

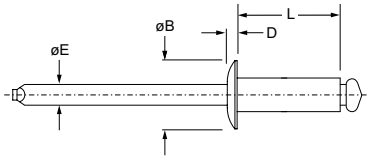

ø nom. [mm]	min [mm]	max [mm]	min [mm]	max [mm]	L ref [mm]	øE ref [mm]	øB max [mm]	D max [mm]	kN	kN	Part No.
		0.8			3.5						100713
2.4	0.8	2.4	2.5	2.6	5.3	1.42	5.0	0.9	0.40	0.50	100702
	2.4	4.8			7.6						100700
		2.0			5.2						100378
	2.0	3.5			6.5						100382
	3.5	5.0			8.2						100381
3.0	5.0	7.0	3.1	3.2	10.0	1.83	6.3	1.1	0.80	1.00	100318
	7.0	9.0			12.5						22492
	9.0	12.0			15.2						22493
		1.8			4.4						100420
	1.6	3.2			6.2						100374
	3.2	4.8			8.0						100373
	4.8	6.4			9.7						100449
	6.4	7.9			11.6						100423
3.2	7.9	9.5	3.3	3.4	13.4	1.83	6.7	1.2	0.80	1.20	100447
	9.5	11.1			15.2						20056
	11.1	12.7			17.0						21305
	12.7	14.3			18.7						100513
	14.3	16.7			20.3						100504
	16.7	20.7			24.3						100488



ø nom. [mm]	min [mm]	max [mm]	min [mm]	max [mm]	L ref [mm]	øE ref [mm]	øB max [mm]	D max [mm]	kN	kN	Part No.
		1.6			5.0						21246
	1.6	3.2			7.0						100230
	3.2	4.8			8.5						100212
	4.8	6.4			10.5						100215
	6.4	7.9			12.2						100330
	7.9	9.5			14.0						100332
4.0	9.5	11.1	4.1	4.2	15.7	2.29	8.3	1.3	1.33	1.91	100334
	11.1	12.7			17.5						100355
	12.7	13.7			18.5						100360
	13.5	15.9			20.3						100677
	15.9	17.4			22.5						100667
	17.4	19.8			24.7						100673
	2.4	3.2			7.5						100204
	3.2	4.8			9.2						100201
	4.8	6.4			11.0						100265
	6.4	7.9			12.9						100262
	7.9	9.5			14.7						100272
4.8	9.5	11.1	4.9	5.0	16.5	2.64	9.8	1.6	2.02	2.80	100268
	11.1	13.5			19.1						100296
	13.5	15.5			21.0						100581
	13.5	19.8			25.5						100608
	19.8	26.2			32.0						100579
	3.5	4.5			8.0						100192
	4.5	6.0			10.0						100198
	6.0	7.5			12.0						100310
5.0	7.5	9.5	5.1	5.2	14.0	2.64	9.3	1.6	2.20	2.60	22980
	9.5	11.5			16.0						22981
	11.5	13.5			18.0						22982
6.0	3.5	5.5	6.1	6.2	10.0	3.20	12.3	2.1	3.00	3.80	100898
	5.5	7.5			12.0						100899
	4.8	6.4			12.7						100753
	6.4	9.5			16.2						75786
6.4	9.5	12.7	6.5	6.6	19.5	3.66	13.0	2.1	3.20	4.52	100752
	12.7	19.8			26.2						100847

Open End TAPD BS LF Series



English	Français	Deutsch	Italiano	Español
Large flange	Tête large	Flachrundkopf, extragroß	Testa larga	Cabeza ala ancha
Body: Aluminium* Natural	Corps: Aluminium* Brut	Hülse: Aluminium* Unbehandelt	Corpo: Alluminio* Nessuna finitura	Cuerpo: Aluminio* Natural
Stem: Steel	Tige: Acier	Dorn: Stahl	Gambo: Acciaio	Vástago: Acero

*: 3.5% Magnesium Alloy

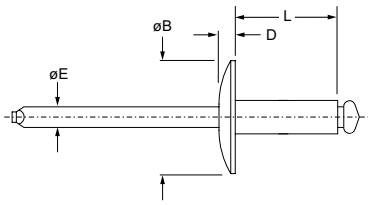

ø nom. [mm]	min [mm]	max [mm]	min [mm]	max [mm]	L ref [mm]	øE ref [mm]	øB max [mm]	D max [mm]	kN	kN	Part No.
3.2	1.6	3.2	3.3	3.4	6.2	1.83	10.0	1.5	0.80	1.20	100497
	3.2	4.8			8.0						100482
	4.8	6.4			9.8						100502
	6.4	9.0			12.5						100496
	7.9	9.5			13.4						100494
	11.1	12.7			17.0						100486
4.0		4.8	4.1	4.2	8.5	2.29	12.5	1.6	1.33	1.91	100233
	4.8	6.4			10.5						100218
	6.4	7.9			12.2						100229
	7.9	9.5			14.0						100088
	9.5	11.1			15.7						21886
	11.1	12.7			17.5						23450
4.8		4.8	4.9	5.0	9.3	2.64	14.3	2.0	2.02	2.80	100186
	4.8	6.4			11.1						100175
	6.4	7.9			12.8						100181
	7.9	9.5			14.7						100197
	9.5	11.1			16.4						100173
	11.1	12.7			18.2						100200
	11.1	13.5			19.2						100203
	13.5	19.8			25.5						100588

Open End TAPK BS Series



English	Français	Deutsch	Italiano	Español
Countersunk	Tête fraisée	Senkkopf	Testa svasata	Cabeza avellanada
Body: Aluminium* Natural	Corps: Aluminium* Brut	Hülse: Aluminium* Unbehandelt	Corpo: Alluminio* Nessuna finitura	Cuerpo: Aluminio* Natural
Stem: Steel	Tige: Acier	Dorn: Stahl	Gambo: Acciaio	Vástago: Acero

*: 3.5% Magnesium Alloy

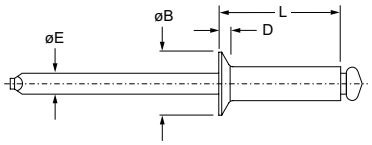

ø nom. [mm]	min [mm]	max [mm]	min [mm]	max [mm]	L ref [mm]	øE ref [mm]	øB max [mm]	D max [mm]	kN	kN	Part No.
		1.6			4.5						100707
2.4	1.6	3.2	2.5	2.6	6.0	1.42	5.0	-	0.40	0.50	100703
	3.2	5.6			8.5						100704
	1.0	2.7			5.5						100407
	2.7	4.3			7.5						100376
	4.3	5.8			9.0						100380
3.2	5.8	7.4	3.3	3.4	11.0	1.83	6.7	-	0.80	1.20	100427
	7.4	9.0			12.7						100437
	9.0	10.6			14.5						100441
	10.6	13.8			18.0						21306
	13.8	15.4			19.7						21542
		4.5			8.5						100210
	4.5	6.1			10.0						100213
	6.1	7.7			12.0						100236
4.0	7.7	9.3	4.1	4.2	13.5	2.29	8.1	-	1.33	1.91	100336
	9.3	10.9			15.5						100368
	10.9	12.4			17.0						100366
	12.4	14.0			19.0						21071
		4.8			9.5						100202
	4.8	6.4			11.0						100191
	6.4	7.9			13.0						100267
	7.9	9.5			14.5						100266
4.8	9.5	11.1	4.9	5.0	16.5	2.64	9.9	-	2.02	2.80	100276
	11.1	12.7			18.2						100284
	14.3	15.1			21.0						100309
	15.1	21.4			27.5						100600
	21.4	27.8			34.0						100577

Open End TAPD SS Series



English	Français	Deutsch	Italiano	Español
Dome head	Tête plate	Flachrundkopf	Testa Tonda	Cabeza alomada
Body: Aluminium* Natural	Corps: Aluminium* Brut	Hülse: Aluminium* Unbehandelt	Corpo: Alluminio* Nessuna finitura	Cuerpo: Aluminio* Natural
Stem: Stainless steel Natural	Tige: Inox Brut	Dorn: Edelstahl Unbehandelt	Gambo: Acciaio inox Nessuna finitura	Vástago: Acero inoxidable Natural

*: 3.5% Magnesium Alloy

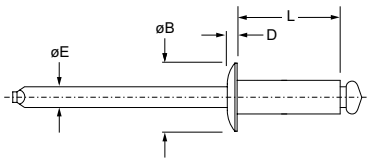

ø nom. [mm]	min [mm]	max [mm]	min [mm]	max [mm]	ref max [mm]	øE ref [mm]	øB max [mm]	D max [mm]	kN	kN	Part No.
	3.2	4.8			8.0						100727
3.2	4.8	6.4	3.3	3.4	9.7	1.83	6.7	1.2	0.80	1.20	100517
	6.4	7.9			11.6						21522
	4.8	6.4			10.5						100223
4.0	6.4	7.9	4.1	4.2	12.2	2.29	8.3	1.3	1.33	1.91	100672
	7.9	9.5			14.0						21839
	2.4	3.2			7.5						100323
	3.2	4.8			9.2						100325
	4.8	6.4			11.0						20015
4.8	6.4	7.9	4.9	5.0	12.9	2.64	9.8	1.6	2.02	2.80	100264
	7.9	9.5			14.7						100298
	9.5	11.1			16.5						21286
	11.1	13.5			19.0						100927

Open End TCPD BS Series



English	Français	Deutsch	Italiano	Español
Dome head	Tête plate	Flachrundkopf	Testa Tonda	Cabeza alomada
Body: Copper Natural	Corps: Cuivre Brut	Hülse: Kupfer Blank	Corpo: Rame Nessuna finitura	Cuerpo: Cobre Natural
Stem: Steel	Tige: Acier	Dorn: Stahl	Gambo: Acciaio	Vástago: Acero

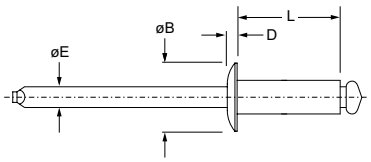

ø					L	øE	øB	D			Part No.
nom. [mm]	min [mm]	max [mm]	min [mm]	max [mm]	ref [mm]	ref [mm]	max [mm]	max [mm]	kN	kN	
		1.3			4.5						100978
3.2	2.1	2.9	3.3	3.4	6.3	1.83	6.7	1.1	0.80	1.20	22375
	2.9	4.5			8.0						100747
4.0		3.2	4.1	4.2	7.0	2.29	8.2	1.3	1.33	1.91	100240

Open End TSPD/SNSD BS Series

English	Français	Deutsch	Italiano	Español
Dome head	Tête plate	Flachrundkopf	Testa Tonda	Cabeza alomada
Body: Steel Zinc plated	Corps: Acier Revêtement zingué	Hülse: Stahl verzinkt	Corpo: Acciaio Zincati	Cuerpo: Acero Zincado
Stem: Steel	Tige: Acier	Dorn: Stahl	Gambo: Acciaio	Vástago: Acero

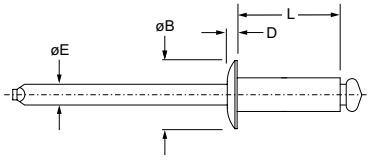

ø nom. [mm]	min [mm]	max [mm]	min [mm]	max [mm]	L ref [mm]	øE ref [mm]	øB max [mm]	D max [mm]	kN	kN	Part No.
2.4	0.5	2.9	2.5	2.6	5.3	1.42	5.0	1.0	0.70	0.90	100738
	2.9	5.1			7.7						100742
3.0		2.0	3.1	3.2	5.0	1.83	6.3	1.1	1.10	1.40	100389
	2.0	3.5			6.5						100390
	3.5	5.0			8.0						100387
	5.0	7.0			10.0						100425
3.2		1.6	3.3	3.4	4.5	1.93	6.7	1.1	1.15	1.55	100406
	1.6	3.2			6.2						100261
	3.2	4.8			8.0						100243
	4.8	6.4			9.8						100446
	6.4	7.9			11.5						100430
	7.9	9.5			13.5						100448
	9.5	11.1			15.0						81780
	11.1	12.7			17.0						81779
	12.7	14.3			19.0						78097
4.0		1.6	4.1	4.2	5.0	2.29	8.3	1.4	1.73	2.50	100746
	1.6	3.2			7.0						100238
	3.2	4.8			8.5						100333
	4.8	6.4			10.5						100353
	6.4	7.9			12.2						100352
	7.9	9.5			14.0						100556



ø nom. [mm]	min [mm]	max [mm]	min [mm]	max [mm]	L ref [mm]	øE ref [mm]	øB max [mm]	D max [mm]	kN	kN	Part No.
4.8		2.4	4.9	5.0	6.6	2.90	10.0	1.6	2.62	3.50	100938
	2.4	3.2			7.5						100194
	3.2	4.8			9.3						100246
	4.8	6.4			11.0						100288
	6.4	7.9			12.8						100263
	7.9	9.5			14.5						100087
	9.5	11.1			16.4						100313
	11.1	12.7			18.3						77944
	12.7	13.5			19.1						100283
	12.7	15.9			20.3						SD610BS
	15.9	19.1			23.5						SD612BS
	22.3	25.4			29.8						SD616BS
5.0	2.5	4.0	5.1	5.2	8.0	2.90	9.3	1.6	2.88	3.79	100819
	4.0	6.0			10.0						100196
	8.0	10.0			14.0						100910
	10.0	12.0			16.0						100299
6.0	2.0	4.0	6.1	6.2	10.0	3.66	12.3	2.1	4.20	5.50	100627
	4.0	6.0			12.0						100623
	6.0	8.0			14.0						100631
6.4	0.5	3.8	6.5	6.7	9.5	3.86	11.2	1.6	5.00	5.70	100632
	3.8	7.6			13.0		11.2	1.6			100639
	7.6	12.7			18.5		11.2	1.6			100637
	12.7	15.9			21.6		13.4	1.9			SD810BS
	15.9	19.1			24.8		13.4	1.9			SD812BS
	22.2	25.4			31.1		13.4	1.9			SD816BS

Open End TSPD BS LF Series



English	Français	Deutsch	Italiano	Español
Large flange	Tête large	Flachrundkopf, extragroß	Testa larga	Cabeza ala ancha
Body: Steel Zinc plated	Corps: Acier Revêtement zingué	Hülse: Stahl verzinkt	Corpo: Acciaio Zincati	Cuerpo: Acero Zincado
Stem: Steel	Tige: Acier	Dorn: Stahl	Gambo: Acciaio	Vástago: Acero

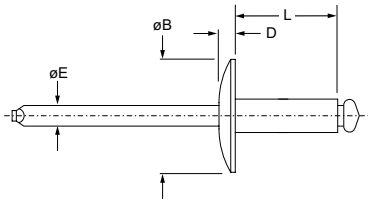

ø					L	øE	øB	D			Part No.
nom. [mm]	min [mm]	max [mm]	min [mm]	max [mm]	ref [mm]	ref [mm]	max [mm]	max [mm]	kN	kN	
3.2	3.2	4.8	3.3	3.4	8.0	1.93	10.0	1.5	1.15	1.55	100510
	4.8	6.4			9.8						100503
4.0	3.2	4.8	4.1	4.2	8.5	2.29	12.3	1.7	1.73	2.50	100221
	4.8	6.4			10.5						100226
	6.4	7.9			12.2						100227
	7.9	9.5			14.0						100946
	9.5	11.1			15.9						100660
4.8	3.2	4.8	4.9	5.0	9.3	2.90	14.3	2.0	2.62	3.50	100188
	4.8	6.4			11.0						100412
	6.4	7.9			12.7						100179
	7.9	9.5			14.5						100182
	9.5	11.1			16.5						100177
	11.1	13.5			19.0						100765

Open End TSPK BS Series



English	Français	Deutsch	Italiano	Español
Countersunk	Tête fraisée	Senkkopf	Testa svasata	Cabeza avellanada
Body: Steel Zinc plated	Corps: Acier Revêtement zingué	Hülse: Stahl verzinkt	Corpo: Acciaio Zincati	Cuerpo: Acero Zincado
Stem: Steel	Tige: Acier	Dorn: Stahl	Gambo: Acciaio	Vástago: Acero

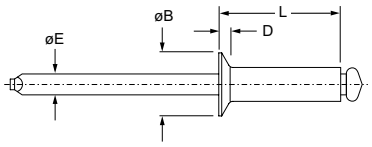

ø nom. [mm]	min [mm]	max [mm]	min [mm]	max [mm]	L ref [mm]	øE ref [mm]	øB max [mm]	D max [mm]	kN	kN	Part No.
2.4	0.8	3.2	2.5	2.6	6.1	1.42	5.0	-	0.70	1.00	100739
	3.2	6.0			8.5						100741
3.2	0.8	2.7	3.3	3.4	5.4	1.93	6.7	-	1.15	1.55	100421
	2.7	4.3			7.3						100211
	4.3	5.8			9.0						100242
	5.8	7.4			10.8						100444
	7.4	9.0			12.6						100839
	9.0	10.6			14.4						100818
4.0		2.9	4.1	4.2	6.5	2.29	8.2	-	1.73	2.50	100745
	2.9	4.5			8.5						100237
	4.5	6.1			10.0						78058
	6.1	7.7			12.0						100365
	7.7	9.3			13.6						100347
	9.3	10.9			15.5						100810
	10.9	12.4			17.0						100348
4.8	2.4	4.8	4.9	5.0	9.3	2.90	9.8	-	2.62	3.50	100199
	4.8	6.4			11.1						100247
	6.4	7.9			12.8						100294
	7.9	9.5			14.6						100293
	9.5	11.1			16.4						75954
6.4	3.8	8.9	6.5	6.6	13.0	3.86	11.1	-	4.75	6.5	100633
	8.9	13.5			18.5						100614

Open End SSD SSBS Series



English	Français	Deutsch	Italiano	Español
Dome head	Tête plate	Flachrundkopf	Testa Tonda	Cabeza alomada
Body: Stainless steel* Natural	Corps: Inox* Brut	Hülse: Edelstahl* Unbehandelt	Corpo: Acciaio inox* Nessuna finitura	Cuerpo: Acero inoxidable* Natural
Stem: Stainless steel Natural	Tige: Inox Brut	Dorn: Edelstahl Unbehandelt	Gambo: Acciaio inox Nessuna finitura	Vástago: Acero inoxidable Natural

*: 300 Series

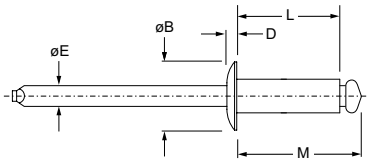

ø					L	M	øE	øB	D			
nom. [mm]	min [mm]	max [mm]	min [mm]	max [mm]	ref [mm]	ref [mm]	ref [mm]	max [mm]	max [mm]	kN	kN	Part No.
	0.8	1.6			4.8	7.8						SSD41SSBS
	1.6	3.2			7.4	10.4						SSDH42SSBS
	3.2	4.8			8.9	11.9						SSDH43SSBS
3.2	4.8	6.4	3.3	3.4	10.5	13.5	1.9	6.7	1.1	2.45	3.12	SSDH44SSBS
	6.4	7.9			11.1	14.2						SSD45SSBS
	7.9	9.5			12.7	15.7						SSD46SSBS
	9.5	12.7			15.9	18.9						SSD48SSBS
	1.6	3.2			7.0	10.5						SSD52SSBS
4.0	4.8	6.4	4.1	4.2	10.2	13.7	2.4	8.4	1.2	4.01	5.03	SSD54SSBS
	6.4	9.5			13.3	16.9						SSD56SSBS
	1.6	3.2			7.6	11.7						SSD62SSBS
4.8	3.2	6.4	4.9	5.0	10.8	14.9	2.9	10.0	1.4	4.5	6.12	SSD64SSBS
	6.4	9.5			14.0	18.0						SSD66SSBS
	9.5	12.7			17.2	21.2						SSD68SSBS

Open End SSD SSBSLF / SSK SSBS Series



English	Français	Deutsch	Italiano	Español
Large flange	Tête large	Flachrundkopf, extragroß	Testa larga	Cabeza ala ancha
Body: Stainless steel* Natural	Corps: Inox* Brut	Hülse: Edelstahl* Unbehandelt	Corpo: Acciaio inox* Nessuna finitura	Cuerpo: Acero inoxidable* Natural
Stem: Stainless steel Natural	Tige: Inox Brut	Dorn: Edelstahl Unbehandelt	Gambo: Acciaio inox Nessuna finitura	Vástago: Acero inoxidable Natural

*: 300 Series

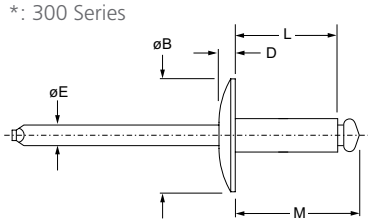

ø nom. [mm]	min [mm]	max [mm]	min [mm]	max [mm]	L ref [mm]	M ref [mm]	øE ref [mm]	øB max [mm]	D max [mm]	kN	kN	Part No.
	1.6	3.2			6.4	9.4						SSD42SSBSLF
3.2	3.2	4.8	3.3	3.4	8.0	11.0	1.9	10.0	1.7	2.45	3.12	SSD43SSBSLF
	4.8	6.4			9.5	12.6						SSD44SSBSLF
	3.2	6.4			10.8	14.9						SSD64SSBSLF
4.8	6.4	9.5	4.9	5.0	14.0	18.0	2.9	16.6	2.4	4.45	6.12	SSD66SSBSLF
	9.5	12.7			17.2	21.2						SSD68SSBSLF

English	Français	Deutsch	Italiano	Español
Countersunk	Tête fraisée	Senkkopf	Testa svasata	Cabeza avellanada
Body: Stainless steel* Natural	Corps: Inox* Brut	Hülse: Edelstahl* Unbehandelt	Corpo: Acciaio inox* Nessuna finitura	Cuerpo: Acero inoxidable* Natural
Stem: Stainless steel Natural	Tige: Inox Brut	Dorn: Edelstahl Unbehandelt	Gambo: Acciaio inox Nessuna finitura	Vástago: Acero inoxidable Natural

*: 300 Series

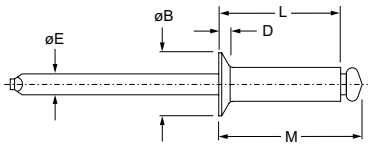

ø nom. [mm]	min [mm]	max [mm]	min [mm]	max [mm]	L ref [mm]	M ref [mm]	øE ref [mm]	øB max [mm]	D ref	kN	kN	Part No.
	1.6	3.2			7.0	10.0						SSK42SSBS
3.2	3.2	4.8	3.3	3.4	8.0	11.0	1.9	6.0	0.7	2.45	3.12	SSK43SSBS
	4.8	6.4			9.5	12.6						SSK44SSBS
4.8	3.2	6.4	4.9	5.0	10.8	14.9	2.9	9.3	1.3	4.45	6.12	SSK64SSBS
	9.5	12.7			17.2	21.2						SSK68SSBS

Open End TLPD BS Series



English	Français	Deutsch	Italiano	Español
Dome head	Tête plate	Flachrundkopf	Testa Tonda	Cabeza alomada
Body: Nickel Copper Alloy Zinc plated	Corps: Alliage de nickel cuivre Revêtement zingué	Hülse: Nickel Kupfer Legierung Verzinkt	Corpo: Lega di nickel rame Zincato	Cuerpo: Aleación de níquel cobre Zincado
Stem: Steel	Tige: Acier	Dorn: Stahl	Gambo: Acciaio	Vástago: Acero

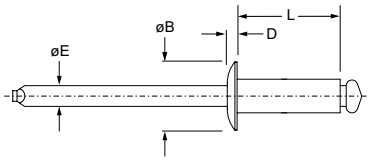

ø nom. [mm]	min [mm]	max [mm]	min [mm]	max [mm]	L ref [mm]	øE ref [mm]	øB max [mm]	D max [mm]	kN	kN	Part No
2.8	1.8	1.8	2.9	3.0	5.0	1.83	5.2	0.7	1.15	1.30	100737
		2.3			5.5						100733
3.2	1.8	1.8	3.3	3.4	5.0	1.93	6.3	0.8	1.50	1.90	100383
		3.1			6.2						100379
	3.1	4.3			7.5						100394
	4.3	5.8			9.0						100395
	5.8	7.1			10.3						100405
4.0	1.3	2.5	4.1	4.2	6.2	2.29	7.0	0.9	2.20	3.00	100367
	2.5	4.1			7.8						100331
	4.1	5.8			9.5						100344
	5.8	6.6			10.3						100337
	6.6	7.9			11.6						100341
4.8	0.5	3.8	4.9	5.0	7.7	2.90	8.4	1.3	3.30	3.75	100308
	3.8	5.1			9.3						100274
	5.1	5.8			10.0						100280
	5.8	8.6			12.8						100285
	8.6	12.5			16.5						100271
	12.5	15.0			19.0						100316
6.4	1.0	7.6	6.6	6.7	12.8	3.86	11.2	1.6	5.40	6.75	100635
	7.6	12.7			17.9						100642

Open End TLPK BS Series



English	Français	Deutsch	Italiano	Español
Countersunk	Tête fraisée	Senkkopf	Testa svasata	Cabeza avellanada
Body: Nickel Copper Alloy Zinc plated	Corps: Alliage de nickel cuivre Revêtement zingué	Hülse: Nickel Kupfer Legierung Verzinkt	Corpo: Lega di nickel rame Zincato	Cuerpo: Aleación de níquel cobre Zincado
Stem: Steel	Tige: Acier	Dorn: Stahl	Gambo: Acciaio	Vástago: Acero

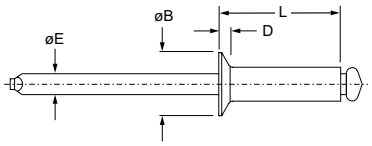

ø nom. [mm]	min [mm]	max [mm]	min [mm]	max [mm]	L ref [mm]	øE ref [mm]	øB max [mm]	D max [mm]	kN	kN	Part No
2.8	0.5	2.3	2.9	3.0	5.7	1.83	5.2	0.9	1.15	1.30	100731
	2.3	2.8			6.2						79097
3.2	0.8	2.5	3.3	3.4	5.9	1.93	6.3	1.1	1.50	1.90	100399
	2.5	3.8			7.1						100413
	3.8	5.1			8.4						100400
	5.1	6.6			9.9						25341
	6.6	7.9			11.2						100961
4.0	2.0	3.3	4.1	4.2	7.7	2.29	7.0	1.2	2.20	3.00	100958
	3.3	4.8			8.7						100371
	4.8	6.6			10.5						77500
	6.6	7.4			11.3						77504
4.8	3.1	4.6	4.9	5.0	8.9	2.90	8.4	1.4	3.30	3.75	100311
	4.6	5.8			10.4						100281
	5.8	6.6			11.2						77634
	6.6	9.4			14.0						100312
	9.4	13.2			17.8						79122
	13.2	15.8			20.3						100952
6.4	4.6	8.4	6.6	6.7	14.3	3.86	11.2	1.7	5.40	6.75	78611

Open End TLPD SS Series



English	Français	Deutsch	Italiano	Español
Dome head	Tête plate	Flachrundkopf	Testa Tonda	Cabeza alomada
Body: Nickel Copper Alloy Zinc plated	Corps: Alliage de nickel cuivre Revêtement zingué	Hülse: Nickel Kupfer Legierung Verzinkt	Corpo: Lega di nickel rame Zincato	Cuerpo: Aleación de níquel cobre Zincado
Stem: Stainless Steel	Tige: Inox	Dorn: Edelstahl	Gambo: Acciaio inox	Vástago: Acero inoxidable

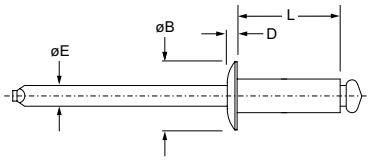

ø					L	øE	øB	D			
nom. [mm]	min [mm]	max [mm]	min [mm]	max [mm]	ref [mm]	ref [mm]	max [mm]	max [mm]	kN	kN	Part No.
		1.8			5.0						25333
	1.8	3.1			6.2						25334
3.2	3.1	4.3	3.3	3.4	7.5	1.93	6.3	0.8	1.50	1.90	100760
	4.3	5.8			9.0						100465
	5.8	7.1			10.3						100402
	1.3	2.5			6.2						76166
4.0	2.5	4.1	4.1	4.2	7.8	2.29	7.0	0.9	2.20	3.00	100372
	4.1	5.8			9.5						77492
	6.6	7.9			11.5						100359
	0.5	3.8			7.7						100275
	3.8	5.1			9.3						100277
4.8	5.1	5.8	4.9	5.0	10.0	2.90	8.4	1.3	3.30	3.75	77621
	5.8	8.6			12.8						77627
	8.6	12.5			16.5						100270
	12.5	15.0			19.0						100749

Open End TLPK SS Series



English	Français	Deutsch	Italiano	Español
Countersunk	Tête fraisée	Senkkopf	Testa svasata	Cabeza avellanada
Body: Nickel Copper Alloy Zinc plated	Corps: Alliage de nickel cuivre Revêtement zingué	Hülse: Nickel Kupfer Legierung Verzinkt	Corpo: Lega di nickel rame Zincato	Cuerpo: Aleación de níquel cobre Zincado
Stem: Stainless Steel	Tige: Inox	Dorn: Edelstahl	Gambo: Acciaio inox	Vástago: Acero inoxidable

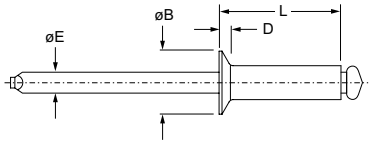

ø					L	øE	øB	D			
nom. [mm]	min [mm]	max [mm]	min [mm]	max [mm]	ref [mm]	[mm]	max [mm]	max [mm]	kN	kN	Part No.
3.2	0.8	2.5	3.3	3.4	5.9	1.93	6.3	1.1	1.50	1.90	100408
	2.5	3.8			7.1						25345
	3.8	5.1			8.4						100820
4.0	2.0	3.3	4.1	4.2	7.7	2.29	7.0	1.2	2.20	3.00	100832
	3.3	4.8			8.7						100956
	4.8	6.6			10.5						100468
	6.6	7.4			11.3						77505
4.8	3.1	4.6	4.9	5.0	8.9	2.90	8.4	1.4	3.30	3.75	78076
	5.8	6.6			11.2						77635
	6.6	9.4			14.0						100301
	9.4	13.2			17.8						79123

Soft Set Rivets

Almost identical in appearance to the open end range, this rivet is engineered with a soft aluminium alloy body and mandrel.

Features

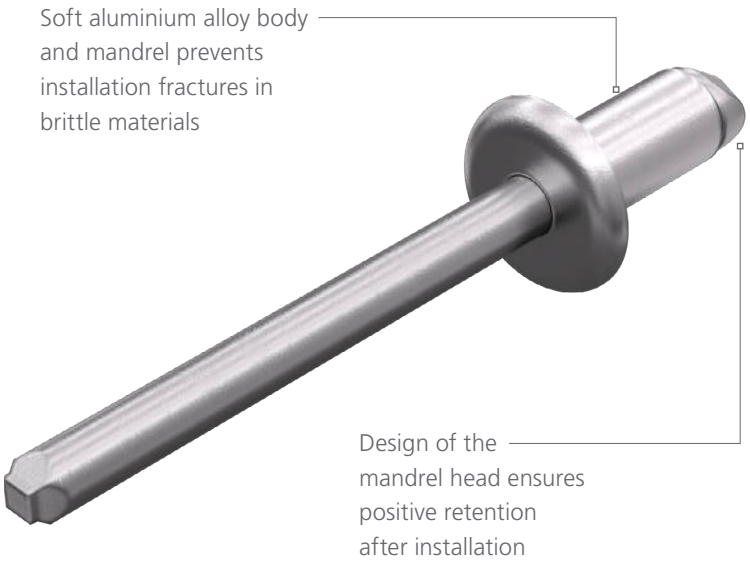

Benefits

- Designed for soft or brittle materials
- Incorporates a special aluminium alloy
- Low clamping force

Specifications

Sizes	2.5mm – 4.0mm
Materials	Aluminium
Head styles	Dome

Assembly applications

- Office furniture
- Mobile homes, caravans
- Public transportation
- Plastic components
- Electrical engineering
- Lighting

Typical placing sequence

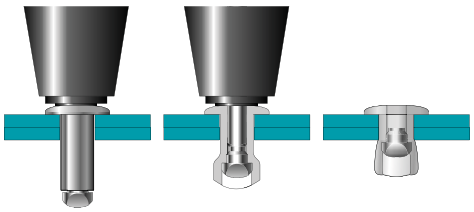



Soft Set PAD ABS Series



English	Français	Deutsch	Italiano	Español
Dome head	Tête plate	Flachrundkopf	Testa Tonda	Cabeza alomada
Body: Aluminium* Natural	Corps: Aluminium* Brut	Hülse: Aluminium* Blank	Corpo: Alluminio* Nessuna finitura	Cuerpo: Aluminio* Natural
Stem: Aluminium Natural	Tige: Aluminium Brut	Dorn: Aluminium Blank	Gambo: Alluminio Nessuna finitura	Vástago: Aluminio Natural

*:1100

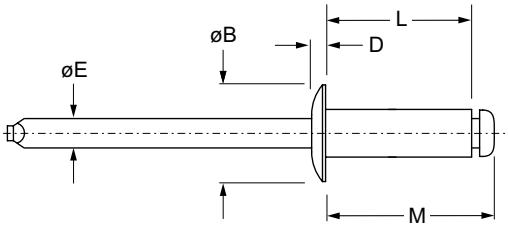

ø nom. [mm]	min [mm]	max [mm]	min [mm]	max [mm]	L ref [mm]	M ref [mm]	øE ref [mm]	øB max [mm]	D max [mm]	kN	kN	Part No.
	3.2	4.8			7.3							10072100
2.5	4.8	6.4	2.6		8.9		1.5	4.4	0.8	0.27	0.33	10072200
	6.4	8.0			11.4							10072300
	3.2	4.8			8.1	12.5						10072900
3.0	4.8	6.4	3.1		9.8	14.2	1.8	6.3	1.1	0.31	0.42	10073001
	6.4	8.0			11.6	16.0						10073100
3.2	4.8	6.4	3.3	3.4	9.5	12.6	1.9	6.7	1.1	0.29	0.38	PAD44ABS
4.0	4.8	6.4	4.1	4.2	10.2	13.7	2.4	8.4	1.2	0.47	0.65	PAD54ABS
	6.4	9.5			13.3	16.9						PAD56ABS

Micro Rivets

Smallest blind rivet available, designed for small micro-electronic applications.

Features



Benefits

- Very low secondary side clearance
- Low head height
- Soft set body will not damage work piece
- Ideal for thin metal and printed circuit boards

Specifications

Sizes	2.0mm
Materials	Aluminium
Head styles	Dome

Assembly applications

- Electronic devices
- Telecommunications
- Vehicle electronics
- Entertainment systems

Typical placing sequence

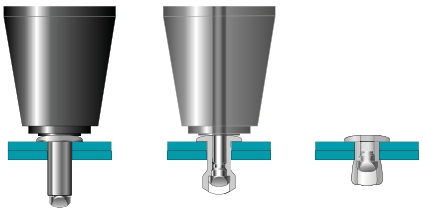



Micro Rivets TAPD BS Series



English	Français	Deutsch	Italiano	Español
Dome head	Tête plate	Flachrundkopf	Testa Tonda	Cabeza alomada
Body: Aluminium* Natural	Corps: Aluminium* Brut	Hülse: Aluminium* Unbehandelt	Corpo: Alluminio* Nessuna finitura	Cuerpo: Aluminio* Natural
Stem: Steel Zinc plated	Tige: Acier Revêtement zingué	Dorn: Stahl Verzinkt	Gambo: Acciaio Zincato	Vástago: Acero Zincado

*: 5154

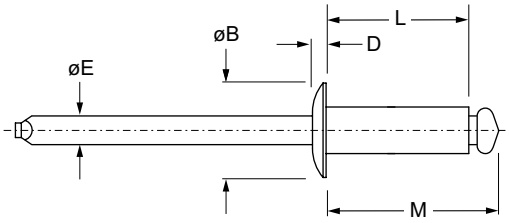

ø nom. [mm]	min [mm]	max [mm]	min [mm]	max [mm]	L ref [mm]	M ref [mm]	øE ref [mm]	øB max [mm]	D max [mm]	kN	kN	Part No.
	1.0	1.6			4.1	7.5						10080280
	1.6	3.2			5.7	9.1						10080300
2.0	3.2	4.8	2.03	2.13	7.4	10.8	1.1	4.0	0.8	0.37	0.56	10080460
	4.8	6.4			9.0	12.4						10080620
	6.4	8.0			10.7	14.1						10080780

Pull-Thru (PT) Rivets

Double countersunk steel blind rivet provides a flush setting surface on both sides of the application.

Features



Benefits

- Flush set on both sides of the application on countersunk materials
- Insertion can be reversed improving rivet tool access
- No loose mandrel heads remain anywhere in the application
- Consistent clamp force
- Excellent hole-filling provides increased structural rigidity

Specifications

Sizes	3.0mm
Materials	Steel
Head styles	Countersunk

Patent Protected

Assembly applications

- Electronic enclosures
- Computer servers
- Lighting
- Computer chassis
- Server blade assembly

Typical placing sequence

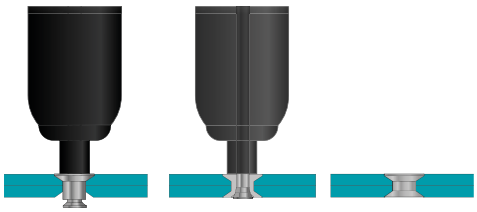



CASE STUDY

Solving Limited Clearance Challenges with Permanent Reliability and Smart Monitoring

Industry: Data Centers

Application: Electronic Enclosures for Data Centers

Solution: POP® SKK Pull-Thru Rivets Installed with PB2500Smart

When a leading Asian enclosure manufacturer turned to Stanley® Engineered Fastening for server rack support, our team stepped in to help the customer improve their assembly efficiency.

Previous Assembly Solution

The manufacturer used threaded screws to assemble server racks to be placed inside the big server at the heart of the data centre, but ongoing vibration caused them to loosen over time.

Customer Fastening Challenges

- Assembly in tight spaces with single side access.
- Flush setting on both sides to avoid interference and ensure appearance.
- No loose mandrel heads, minimizing noise and safety risks.
- Corrosion-resistant for harsh environments (vibration, temperature changes).
- Strong, durable fastening to prevent malfunctions from loose screws.



The Stanley® Engineered Fastening Solution

When the Stanley® Engineered Fastening team demonstrated the POP® SKK Pull-Thru rivet paired with the PB2500Smart system, it proved to be a game-changer for the customer.

- Installation in limited clearance areas.
- Flush setting on both sides prevents interference and optimizes airflow.
- Permanent fastening eliminates loosening.
- PB2500Smart process monitoring detects incorrect joints, preventing defects.
- Portable tool design with DEWALT® battery compatibility maximizes uptime and ergonomics.



POP® SKK Pull-Thru Rivet

Double countersunk steel blind rivet provides a flush setting surface on both sides of the application.



PB2500 Smart

Lightweight tool with excellent ergonomics, great strength and features.

POWERED BY DEWALT



Pull-Thru (PT) SKK Series



English	Français	Deutsch	Italiano	Español
Countersunk	Tête fraisée	Senkkopf	Testa svasata	Cabeza avellanada
Body: Steel Zinc plated	Corps: Acier Revêtement zingué	Hülse: Stahl Verzinkt	Corpo: Acciaio Zincato	Cuerpo: Acero Zincado
Stem: Steel Protective coating	Tige: Acier Revêtement de protection	Dorn: Stahl Schutzüberzug	Gambo: Acciaio Rivestimento protettivo	Vástago: Acero Revestimiento preservador

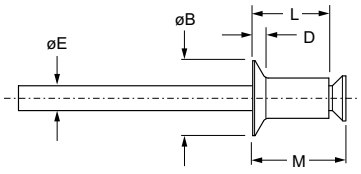

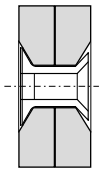

Rear sheet tail protrusion of installed fastener is application dependent - up to 0.4mm is permissible.

Le dépassement en face arrière après pose dépend de l'application – possible jusqu'à 0,4mm.

Der Bauteilüberstand des gesetzten Verbinders auf der Blindseite ist applikationsabhängig - bis zu 0,4mm ist zulässig.

L'entità della sporgenza posteriore del rivetto installato è dipendente dall'applicazione. Fino a 0,4mm è ammessa.

El remache una vez colocado, sobresale por la parte trasera de la chapa hasta un máximo de 0,4mm permitidos.

ø nom. [mm]	min [mm]	max [mm]	min [mm]	max [mm]	L ref [mm]	øE ref [mm]	øB max [mm]	D max [mm]	kN	kN	Part No.
	1.5	2.0			2.5						SKK3025PT
	2.0	2.5			2.8						SKK3030PT
	2.5	3.0			3.3						SKK3035PT
	3.0	3.5			3.8						SKK3040PT
3.0	3.5	4.0	3.28	3.40	4.3	1.9	5.5	1.0	0.80	0.70	SKK3045PT
	4.0	4.5			4.8						SKK3050PT
	4.5	5.0			5.3						SKK3055PT
	5.0	5.5			5.8						SKK3060PT
	5.5	6.0			6.3						SKK3065PT

Closed End Rivets

Exclusive rivet design featuring a cup shaped end configuration ideal for applications that need to be watertight.

Features



Benefits

- Provides watertight joint
- Retained mandrel avoids damage, electrical problems or rattling caused by loose mandrels
- Available in a variety of materials and combinations

Specifications

Sizes	3.2mm – 6.4mm
Materials	Aluminium Steel Stainless Steel Nickel-Copper Alloy
Head styles	Dome Countersunk

Assembly applications

- White goods
- Electronic enclosure
- Signs
- Outdoor cases
- Scoreboards
- LED signs
- Recreational vehicles

Typical placing sequence

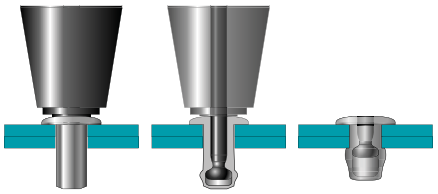



Closed End AD AH Series



English	Français	Deutsch	Italiano	Español
Dome head	Tête plate	Flachrundkopf	Testa Tonda	Cabeza alomada
Body: Aluminium* Natural	Corps: Aluminium* Brut	Hülse: Aluminium* Unbehandelt	Corpo: Alluminio* Nessuna finitura	Cuerpo: Aluminio* Natural
Body: Aluminium Natural	Corps: Aluminium Brut	Hülse: Aluminium Unbehandelt	Corpo: Alluminio Nessuna finitura	Cuerpo: Aluminio Natural

*: 1100

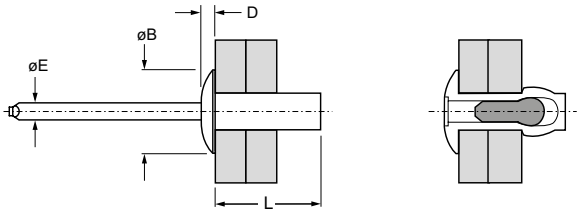

ø nom. [mm]	min [mm]	max [mm]	min [mm]	max [mm]	L ref [mm]	øE ref [mm]	øB max [mm]	D max [mm]	kN	kN	Part No.
3.2	0.8	1.6	3.3	3.4	6.0	1.8	6.3	1.3	0.47	0.67	AD41AH
	1.6	3.2			7.6						AD42AH
	3.2	4.8			9.2						AD43AH
	4.8	6.4			10.8						AD44AH
4.0	3.2	4.8	4.1	4.2	9.6	2.3	8.4	1.7	0.69	1.07	AD53AH
	4.8	6.4			11.2						AD54AH
4.8	1.6	3.2	4.9	5.0	8.4	2.7	10.0	2.1	0.98	1.38	AD62AH
	3.2	6.4			11.6						AD64AH
	6.4	9.5			14.7						AD66AH
	9.5	12.7			17.9						AD68AH

Closed End AD H Series



English	Français	Deutsch	Italiano	Español
Dome head	Tête plate	Flachrundkopf	Testa Tonda	Cabeza alomada
Body: Aluminium* Natural	Corps: Aluminium* Brut	Hülse: Aluminium* Blank	Corpo: Alluminio* Nessuna finitura	Cuerpo: Aluminio* Natural
Stem: Steel	Tige: Acier	Dorn: Stahl	Gambo: Acciaio	Vástago: Acero

*: 5056

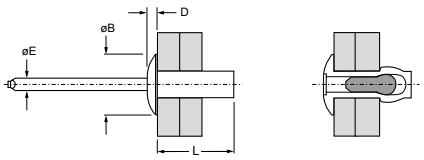

ø nom. [mm]	min [mm]	max [mm]	min [mm]	max [mm]	L ref [mm]	øE ref [mm]	øB max [mm]	D max [mm]	kN	kN	Part No.
	0.8	1.6			6.0						AD41H
	1.6	3.2			7.6						AD42H
	3.2	4.8			9.2						AD43H
3.2	4.8	6.4	3.3	3.4	10.8	1.6	6.9	1.3	1.36	1.71	AD44H
	6.4	7.9			12.4						AD45H
	7.9	9.5			14.0						AD46H
	9.5	12.7			17.1						AD48H
	1.6	3.2			8.0						AD52H
4.0	3.2	4.8	4.1	4.2	9.6	2.2	8.3	1.7	1.91	2.69	AD53H
	4.8	6.4			11.2						AD54H
	6.4	7.9			12.8						AD55H
	1.6	3.2			8.4						AD62H
	3.2	4.8			9.9						AD63H
	4.8	6.4			11.6						AD64H
4.8	6.4	7.9	4.9	5.0	13.1	2.6	10.0	2.1	2.56	3.74	AD65H
	7.9	9.5			14.7						AD66H
	9.5	12.7			17.9						AD68H
	12.7	15.9			22.0						AD610H
6.4	3.2	6.4	6.5	6.6	12.3	3.7	13.4	2.6	4.00	4.89	AD84H
	6.4	9.5			15.5						AD86H

Closed End AK H Series



English	Français	Deutsch	Italiano	Español
Countersunk	Tête fraisée	Senkkopf	Testa svasata	Cabeza avellanada
Body: Aluminium* Natural	Corps: Aluminium* Brut	Hülse: Aluminium* Blank	Corpo: Alluminio* Nessuna finitura	Cuerpo: Aluminio* Natural
Stem: Steel	Tige: Acier	Dorn: Stahl	Gambo: Acciaio	Vástago: Acero

*: 5056

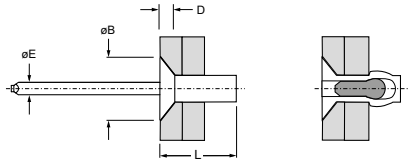

ø nom. [mm]	min [mm]	max [mm]	min [mm]	max [mm]	L ref [mm]	øE ref [mm]	øB max [mm]	D max [mm]	kN	kN	Part No.
3.2	1.6	3.2	3.3	3.4	8.7	1.6		1.4	1.36	1.71	AK42H
	3.2	4.8			10.2						AK43H
	4.8	6.4			11.8						AK44H
	6.4	7.9			13.4						AK45H
	7.9	9.5			15.0						AK46H
4.0	1.6	3.2	4.1	4.2	9.4	2.2	8.3	1.7	1.91	2.69	AK52H
	3.2	4.8			11.0						AK53H
	4.8	6.4			12.6						AK54H
	6.4	7.9			14.2						AK55H
4.8	1.6	3.2	4.9	5.0	10.0	2.6	10.1	1.9	2.56	3.74	AK62H
	3.2	6.4			13.2						AK64H
	6.4	9.5			16.4						AK66H
	9.5	12.7			19.5						AK68H

Closed End AD SSH Series



English	Français	Deutsch	Italiano	Español
Dome head	Tête plate	Flachrundkopf	Testa Tonda	Cabeza alomada
Body: Aluminium* Natural	Corps: Aluminium* Brut	Hülse: Aluminium* Blank	Corpo: Alluminio* Nessuna finitura	Cuerpo: Aluminio* Natural
Stem: Stainless steel Natural	Tige: Inox Brut	Dorn: Edelstahl Unbehandelt	Gambo: Acciaio inox Nessuna finitura	Vástago: Acero inoxidable Natural

*: 5056

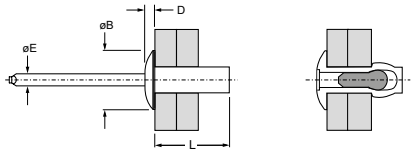

ø					L	øE	øB	D			
nom. [mm]	min [mm]	max [mm]	min [mm]	max [mm]	ref [mm]	ref [mm]	max [mm]	max [mm]	kN	kN	Part No.
	0.8	1.6			6.0						AD41SSH
	1.6	3.2			7.6						AD42SSH
3.2	3.2	4.8	3.3	3.4	9.2	1.6	6.9	1.3	1.07	1.25	AD43SSH
	4.8	6.4			10.8						AD44SSH
	6.4	7.9			12.4						AD45SSH
	1.6	3.2			8.0						AD52SSH
4.0	3.2	4.8	4.1	4.2	9.6	2.2	8.3	1.7		2.14	AD53SSH
	4.8	6.4			11.2						AD54SSH
	1.6	3.2			8.4						AD62SSH
	3.2	4.8			9.9						AD63SSH
	4.8	6.4			11.6						AD64SSH
4.8	6.4	7.9	4.9	5.0	13.1	2.6	10.0	2.1	2.56	3.74	AD65SSH
	7.9	9.5			14.7						AD66SSH
	9.5	12.7			17.9						AD68SSH
	12.7	15.9			22.0						AD610SSH

Closed End AK SSH Series



English	Français	Deutsch	Italiano	Español
Countersunk	Tête fraisée	Senkkopf	Testa svasata	Cabeza avellanada
Body: Aluminium* Natural	Corps: Aluminium* Brut	Hülse: Aluminium* Blank	Corpo: Alluminio* Nessuna finitura	Cuerpo: Aluminio* Natural
Stem: Stainless steel Natural	Tige: Inox Brut	Dorn: Edelstahl Unbehandelt	Gambo: Acciaio inox Nessuna finitura	Vástago: Acero inoxidable Natural

*: 5056

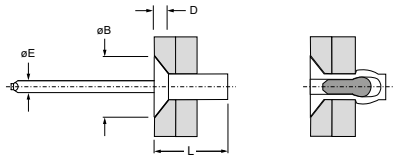

ø					L	øE	øB	D			
nom. [mm]	min [mm]	max [mm]	min [mm]	max [mm]	ref [mm]	ref [mm]	max [mm]	max [mm]	kN	kN	Part No.
4.0	3.2 4.8	4.8 6.4	4.1	4.2	11.0 12.6	2.2	8.3	1.7	1.56	2.14	AK53SSH AK54SSH

Closed End SD SB Series



English	Français	Deutsch	Italiano	Español
Dome head	Tête plate	Flachrundkopf	Testa Tonda	Cabeza alomada
Body: Steel Zinc plated	Corps: Acier Revêtement zingué	Hülse: Stahl Verzinkt	Corpo: Acciaio Zincato	Cuerpo: Acero Zincado
Stem: Steel	Tige: Acier	Dorn: Stahl	Gambo: Acciaio	Vástago: Acero

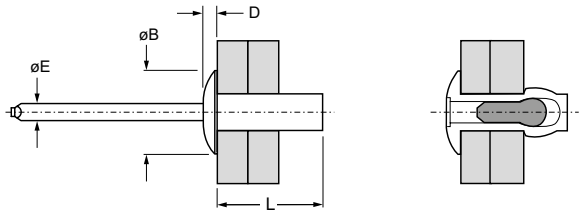

Ø nom. [mm]	min [mm]	max [mm]	min [mm]	max [mm]	L ref [mm]	øE ref [mm]	øB max [mm]	D max [mm]	kN	kN	Part No.
3.2	3.2	4.8	3.3	3.4	9.7	1.9	6.6	1.0	1.15	1.20	SDS01-00406
4.0	1.6	4.8	4.1	4.2	10.2	2.3	8.3	1.2	1.73	1.86	SDS01-00506
4.8	4.8	3.2 6.4	4.9	5.0	9.2 12.4	2.9	9.9	1.3	2.42	2.84	SDS01-00604 SDS01-00608

Closed End LD SB Series



English	Français	Deutsch	Italiano	Español
Dome head	Tête plate	Flachrundkopf	Testa Tonda	Cabeza alomada
Body: Nickel Copper Alloy Zinc plated	Corps: Alliage de nickel cuivre Revêtement zingué	Hülse: Nickel Kupfer Legierung Verzinkt	Corpo: Lega di nickel rame Zincato	Cuerpo: Aleación de níquel cobre Zincado
Stem: Steel	Tige: Acier	Dorn: Stahl	Gambo: Acciaio	Vástago: Acero

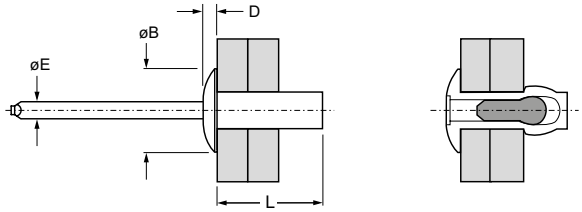

ø					L	øE	øB	D			
nom. [mm]	min [mm]	max [mm]	min [mm]	max [mm]	ref [mm]	ref [mm]	max [mm]	max [mm]	kN	kN	Part No.
3.2	3.2	4.8	3.3	3.4	9.7	1.9	6.6	1.0	1.50	1.90	LDS01-00406
	6.4	7.9			13.0						LDS01-00410
4.0	3.2	4.8	4.1	4.2	10.2	2.3	8.2	1.2	2.20	3.00	LDS01-00506
4.8	4.8	6.4	4.9	5.0	12.4	2.9	9.9	1.3	3.30	3.75	LDS01-00608

Closed End TD GT Series



English	Français	Deutsch	Italiano	Español
Dome head	Tête plate	Flachrundkopf	Testa Tonda	Cabeza alomada
Body: Stainless steel* Natural	Corps: Inox* Brut	Hülse: Edelstahl* Unbehandelt	Corpo: Acciaio inox* Nessuna finitura	Cuerpo: Acero inoxidable* Natural
Stem: Stainless steel Natural	Tige: Inox Brut	Dorn: Edelstahl Unbehandelt	Gambo: Acciaio inox Nessuna finitura	Vástago: Acero inoxidable Natural

*: AISI 305

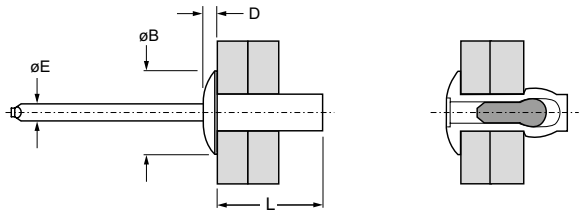

ø nom. [mm]	min [mm]	max [mm]	min [mm]	max [mm]	L ref [mm]	øE ref [mm]	øB max [mm]	D max [mm]	kN	kN	Part No.
3.2	1.6	3.2	3.3	3.4	8.0	2.0	6.7	0.9	2.10	2.22	TDT11-00404
	3.2	4.8			9.7						TDT11-00406
	4.8	6.4			11.3						TDT11-00408
	6.4	7.9			12.9						TDT11-00410
4.0		3.2	4.1	4.2	8.6	2.36	8.3	1.0	3.30	4.00	TDT11-00504
	3.2	4.8			10.2						TDT11-00506
	4.8	6.4			11.8						TDT11-00508
	6.4	7.9			13.4						TDT11-00510
4.8		3.2	4.9	5.0	9.2	2.97	9.9	1.25	4.30	4.40	TDT11-00604
	3.2	4.8			10.8						TDT11-00606
	4.8	6.4			12.5						TDT11-00608
	6.4	9.5			15.5						TDT11-00612
	9.5	12.7			18.5						TDT11-00616
6.4		6.4	6.5	6.6	14.2	3.93	13.0	1.35	6.80	8.70	TDT11-00808
	6.4	7.9			15.7						TDT11-00810
	7.9	12.7			20.5						TDT11-00816

Closed End TVD GT Series



English	Français	Deutsch	Italiano	Español
Dome head	Tête plate	Flachrundkopf	Testa Tonda	Cabeza alomada
Body: Stainless steel* Natural	Corps: Inox* Brut	Hülse: Edelstahl* Unbehandelt	Corpo: Acciaio inox* Nessuna finitura	Cuerpo: Acero inoxidable* Natural
Stem: Stainless steel Natural	Tige: Inox Brut	Dorn: Edelstahl Unbehandelt	Gambo: Acciaio inox Nessuna finitura	Vástago: Acero inoxidable Natural

*: AISI 305

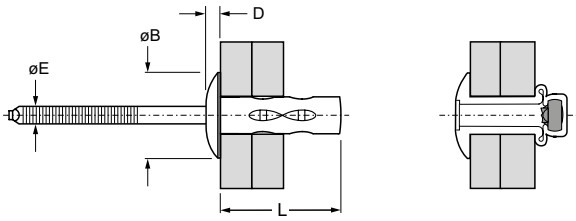

ø nom. [mm]	min [mm]	max [mm]	min [mm]	max [mm]	L ref [mm]	øE ref [mm]	øB max [mm]	D max [mm]	kN	kN	Part No.
	2.0	4.5			12.3						TVD11-00603
	3.5	6.0			13.7						TVD11-00605
4.8	5.0	7.5	5.0	5.1	15.3	2.97	10.0	1.25	4.30	4.80	TVD11-00607
	6.5	9.0			16.8						TVD11-00609
	9.0	11.5			19.7						TVD11-00613

AVDEL

Avex®

Multi-grip, aluminium alloy breakstem fastener.

Features



Benefits

- Multi-grip capability accommodates wide variations in material thickness
- One Avex® rivet can be used to replace several standard open end rivets thus reducing fastener inventory and simplifying stock control
- Good hole fill provides strong, vibration resistant joints
- Compensates for irregular, oversized, slotted or misaligned holes
- Can stop sheet movement in non-standard holes
- Tail formation spreads the load on the rear sheet, making it ideal for use in thin sheet applications

Specifications

Sizes	3.0mm - 6.4mm
Materials	Aluminium
Head styles	Dome Countersunk Large flange

Assembly applications

- Automotive
- Commercial vehicles
- Domestic appliances
- Electronics
- Electrical equipment
- General light industrial
- Heating and ventilation

Typical placing sequence

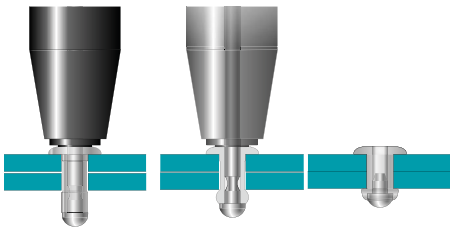



AVDEL

Avex® 1661 Series



English	Français	Deutsch	Italiano	Español
Dome head	Tête plate	Flachrundkopf	Testa tonda	Cabeza alomada
Body: Aluminium alloy* Natural	Corps: Alliage d'aluminium* Brut	Hülse: Aluminium* Blank	Corpo: Lega di alluminio* Nessuna finitura	Cuerpo: Aluminio* Natural
Stem: Low carbon steel Zinc coated	Tige: Acier bas carbone Revêtement zingué	Dorn: Stahl Verzinkt	Gambo: Acciaio a basso tenore di carbonio Zincato	Vástago: Acero bajo en carbono Zincado

*: 2.5% Magnesium Alloy

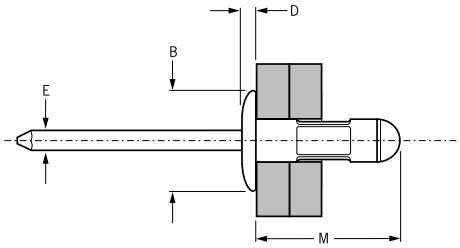

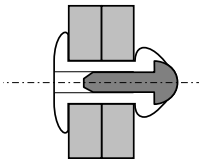

ø					M	øE	øB	D			
nom. [mm]	min [mm]	max [mm]	min [mm]	max [mm]	max [mm]	max [mm]	max [mm]	max [mm]	kN	kN	Part No.
3.0	0.80	4.30	3.1	3.3	9.1	1.7	6.7	1.3	0.70	0.98	01661-05307
3.2	0.80	4.80	3.3	3.4	10.4	1.8	6.7	1.3	0.73	1.02	01661-00410
	1.20	6.30			12.0						01661-00412
	4.00	7.90			13.6						01661-00414
	5.50	9.50			16.0						01661-00416
4.0	0.50	3.20	4.1	4.2	9.3	2.2	8.2	1.6	1.13	1.67	01661-00508
	0.80	4.70			10.7				1.13		01661-00510
	1.20	6.30			12.5				1.04		01661-00512
	4.00	9.50			16.2				1.04		01661-00516
	6.40	12.70			19.6				1.04		01661-00521
4.8	1.60	6.30	4.9	5.0	13.9	2.9	10.1	1.8	1.53	2.33	01661-00613
	4.80	11.10			18.7				1.31		01661-00619
	4.80	12.70			20.2				1.31		01661-00621
	12.70	19.80			28.2				1.42		01661-00631
6.4	1.50	8.30	6.6	6.9	16.8	4.0	13.5	2.7	3.10	2.50	01610-04506

AVDEL

Avex® 1641 Series



English	Français	Deutsch	Italiano	Español
Large Flange	Tête large	Flachrundkopf extragroß	Testa larga	Cabeza ala ancha
Body: Aluminium*	Corps: Alliage d'aluminium*	Hülse: Aluminium*	Corpo: Lega di alluminio*	Cuerpo: Aluminio*
Natural	Brut	Blank	Nessuna finitura	Natural
Stem: Low carbon steel	Tige: Acier bas carbone	Dorn: Stahl	Gambo: Acciaio a basso tenore di carbonio	Vástago: Acero bajo en carbono
Zinc coated	Revêtement zingué	Verzinkt	Zincato	Zincado

*: 2.5% Magnesium Alloy

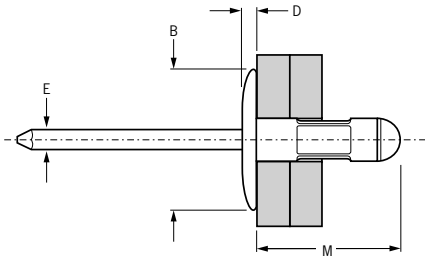

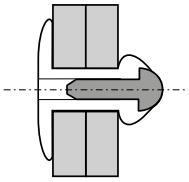

ø					M	øE	øB	D			
nom. [mm]	min [mm]	max [mm]	min [mm]	max [mm]	max [mm]	max [mm]	max [mm]	max [mm]	kN	kN	Part No.
	1.60	6.30			13.9				1.53		01641-00613
	3.20	9.30			17.0				1.34		01641-00617
4.8	4.80	11.10	4.9	5.0	18.7	2.9	16.2	2.2	1.34	2.10	01641-00619
	6.40	12.70			20.2				1.31		01641-00621
	12.70	19.80			28.2				1.42		01641-00631

AVDEL

Avex® 1604 Series



English	Français	Deutsch	Italiano	Español
120° Countersunk head	120° Tête fraisée	120° Senkkopf	120° Testa svasata	120° Cabeza avellanada
Body: Aluminium* Natural	Corps: Alliage d'aluminium* Brut	Hülse: Aluminium* Blank	Corpo: Lega di alluminio* Nessuna finitura	Cuerpo: Aluminio* Natural
Stem: Low carbon steel Zinc coated	Tige: Acier bas carbone Revêtement zingué	Dorn: Stahl Verzinkt	Gambo: Acciaio a basso tenore di carbonio Zincato	Vástago: Acero bajo en carbono Zincado

*: 2.5% Magnesium Alloy

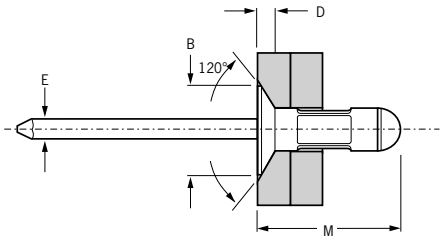

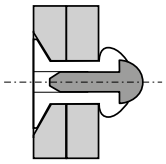

ø					M	øE	øB	D			
nom. [mm]	min [mm]	max [mm]	min [mm]	max [mm]	max [mm]	max [mm]	max [mm]	max [mm]	kN	kN	Part No.
3.2	2.40	6.30	3.3	3.4	12.2	1.8	5.6	1.3	0.69	0.91	01604-00412
	4.00	7.90			13.4				0.73	1.02	01604-00414
4.0	2.80	7.90	4.1	4.2	14.3	2.2	6.6	1.4	1.13	1.33	01604-00514
4.8	3.20	7.90	4.9	5.0	15.5	2.9	9.0	1.8	1.55	2.35	01604-00615
	6.30	12.70			20.4				1.31		01604-00621

AVDEL

Avex® 1663 Series



English	Français	Deutsch	Italiano	Español
Dome head	Tête plate	Flachrundkopf	Testa tonda	Cabeza alomada
Body: Aluminium* Natural	Corps: Alliage d'aluminium* Brut	Hülse: Aluminium* Blank	Corpo: Lega di alluminio * Nessuna finitura	Cuerpo: Aluminio* Natural
Stem: Stainless steel Natural	Tige: Inox Brut	Dorn: Edelstahl Blank	Gambo: Acciaio inox Nessuna finitura	Vástago: Acero inoxidable Natural

*: 2.5% Magnesium Alloy

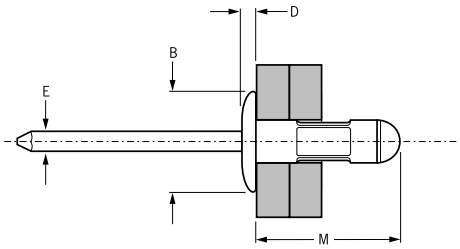

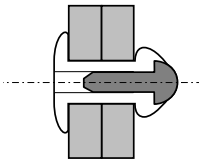

ø					M	øE	øB	D			
nom. [mm]	min [mm]	max [mm]	min [mm]	max [mm]	max [mm]	max [mm]	max [mm]	max [mm]	kN	kN	Part No.
3.2	0.80	4.80	3.3	3.4	10.4	1.8	6.7	1.3	0.73	1.02	01663-00410
	1.20	6.30			12.0						01663-00412
	4.00	7.90			13.6						01663-00414
	5.50	9.50			16.0						01663-00416
4.0	0.80	4.70	4.1	4.2	10.7	2.2	8.2	1.6	1.13	1.67	01663-00510
	1.20	6.30			12.5				1.04		01663-00512
	4.00	9.50			16.2				1.04		01663-00516
	6.40	12.70			19.6				1.04		01663-00521
4.8	1.60	6.30	4.9	5.0	13.9	2.9	10.1	1.8	1.53	2.33	01663-00613
	4.80	11.10			18.7				1.31		01663-00619
	4.80	12.70			20.2				1.31		01663-00621
	12.70	19.80			28.2				1.42		01663-00631

AVDEL

Avex® 1643 Series



English	Français	Deutsch	Italiano	Español
Large Flange	Tête large	Flachrundkopf extragroß	Testa larga	Cabeza ala ancha
Body: Aluminium* Natural	Corps: Alliage d'aluminium* Brut	Hülse: Aluminium* Blank	Corpo: Lega di alluminio* Nessuna finitura	Cuerpo: Aluminio* Natural
Stem: Stainless steel Natural	Tige: Inox Brut	Dorn: Edelstahl Blank	Gambo: Acciaio inox Nessuna finitura	Vástago: Acero inoxidable Natural

*: 2.5% Magnesium Alloy

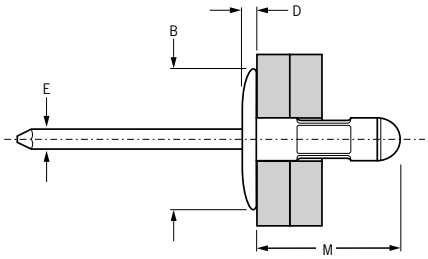

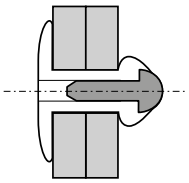

ø					M	øE	øB	D			
nom. [mm]	min [mm]	max [mm]	min [mm]	max [mm]	max [mm]	max [mm]	max [mm]	max [mm]	kN	kN	Part No.
4.8	1.60 6.40	6.30 12.70	4.9	5.0	13.6 19.7	2.9	16.2	2.2	1.40 1.20	2.00	01643-00613 01643-00621

Stavex®

Multi-grip, high strength steel and stainless steel rivets.

Features

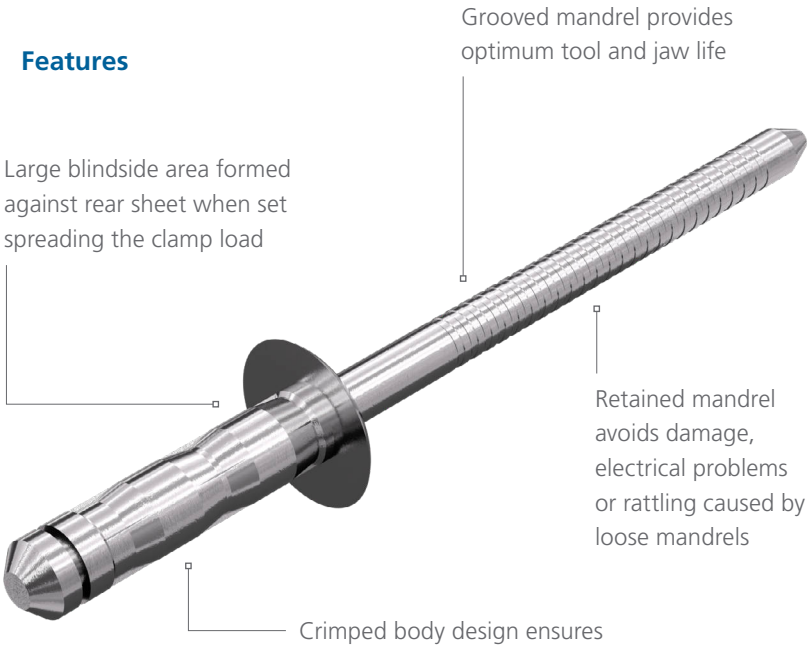

Benefits

- Multi-grip capability accommodates wide variations in material thickness
- One Stavex® rivet can be used to replace several standard open end rivets thus reducing fastener inventory and simplifying stock control
- Tail formation spreads the load on the rear sheet, making it ideal for use in thin sheet applications
- Stainless steel option provides high corrosion resistance and is ideal for applications requiring elevated temperatures
- High shear and tensile strength with hole-filling action, provides strong, vibration resistant joints

Specifications

Sizes	3.2mm - 6.4mm
Materials	Steel Stainless Steel
Head styles	Dome Countersunk Large flange

Assembly applications

- Automotive
- Commercial vehicles
- Domestic appliances
- Electronics
- Electrical equipment
- General light industrial
- Heating and ventilation

Typical placing sequence

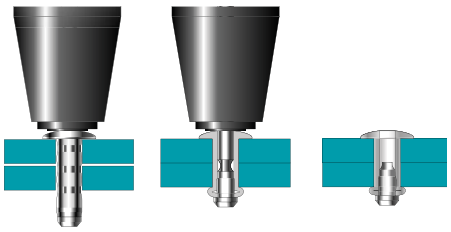



AVDEL

Stavex® BS01 Series



English	Français	Deutsch	Italiano	Español
Dome head	Tête plate	Flachrundkopf	Testa tonda	Cabeza alomada
Body: Low carbon steel Zinc plated	Corps: Acier bas carbone Revêtement zingué	Hülse: Stahl Verzinkt	Corpo: Acciaio a basso tenore di carbonio Zincato	Cuerpo: Acero bajo en carbono Zincado
Stem: Low carbon steel Zinc plated	Tige: Acier bas carbon Revêtement zingué	Dorn: Stahl Verzinkt	Gambo: Acciaio a basso tenore di carbonio Zincato	Vástago: Acero bajo en carbono Zincado

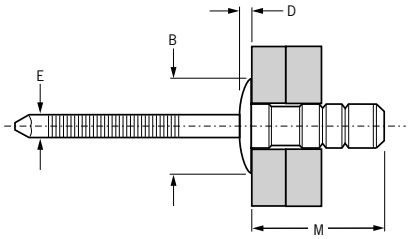

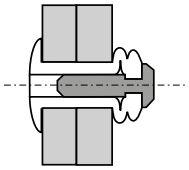

ø					M	øE	øB	D			
nom. [mm]	min [mm]	max [mm]	min [mm]	max [mm]	max [mm]	max [mm]	max [mm]	max [mm]	kN	kN	Part No.
3.2	1.00	6.00	3.3	3.4	14.5	2.3	7.3	1.0	0.90	1.17	0BS01-00414
4.0	2.00	8.00	4.1	4.2	16.0	2.9	8.2	1.4	1.53	1.80	0BS01-00516
	1.50	6.35			13.8						0BS01-00614
4.8	1.50	9.00	4.9	5.0	17.1	3.1	10.1	1.6	2.60	2.88	0BS01-00618
	6.30	12.70			20.1						0BS01-00622
6.4	1.50	7.60	6.6	6.9	16.8	4.1	13.5	2.7	3.11	3.56	01610-04844

AVDEL

Stavex® BS04 Series



English	Français	Deutsch	Italiano	Español
120° Countersunk head	120° Tête fraisée	120° Senkkopf	120° Testa svasata	120° Cabeza avellanada
Body: Low carbon steel Zinc plated	Corps: Acier bas carbone Revêtement zingué	Hülse: Stahl Verzinkt	Corpo: Acciaio a basso tenore di carbonio Zincato	Cuerpo: Acero bajo en carbono Zincado
Stem: Low carbon steel Zinc plated	Tige: Acier bas carbone Revêtement zingué	Dorn: Stahl Verzinkt	Gambo: Acciaio a basso tenore di carbonio Zincato	Vástago: Acero bajo en carbono Zincado

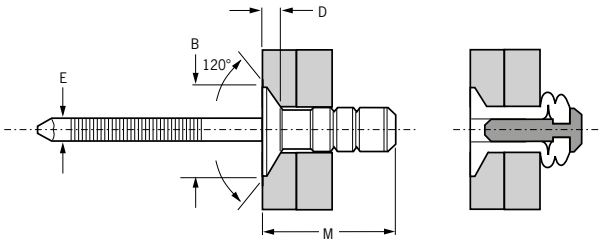

ø					M	øE	øB	D			
nom. [mm]	min [mm]	max [mm]	min [mm]	max [mm]	max [mm]	[mm]	max [mm]	max [mm]	kN	kN	Part No.
3.2	1.00	6.00	3.3	3.4	14.0	2.2	5.9	1.0	0.90	1.17	0BS04-00414
	2.36	6.35			13.8						0BS04-00614
4.8	2.39	9.52	4.9	5.0	17.1	3.0	9.0	1.4	2.00	2.89	0BS04-00618
	6.35	12.70			20.1						0BS04-00622

AVDEL

Stavex® BE34 Series



English	Français	Deutsch	Italiano	Español
Large Flange	Tête large	Flachrundkopf extragroß	Testa larga	Cabeza ala ancha
Body: Low carbon steel Zinc plated	Corps: Acier bas carbone Revêtement zingué	Hülse: Stahl Verzinkt	Corpo: Acciaio a basso tenore di carbonio Zincato	Cuerpo: Acero bajo en carbono Zincado
Stem: Low carbon steel Zinc plated	Tige: Acier bas carbone Revêtement zingué	Dorn: Stahl Verzinkt	Gambo: Acciaio a basso tenore di carbonio Zincato	Vástago: Acero bajo en carbono Zincado

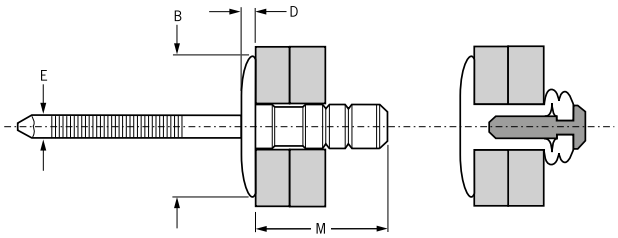

ø					M	øE	øB	D			
nom. [mm]	min [mm]	max [mm]	min [mm]	max [mm]	max [mm]	max [mm]	max [mm]	max [mm]	kN	kN	Part No.
	1.50	6.35			13.8						0BE34-00614
4.8	1.50	9.00	4.9	5.0	17.1	3.0	16.2	2.1	2.60	2.88	0BE34-00618
	6.30	12.70			20.1						0BE34-00622

AVDEL

Stavex® BS11 Series



English	Français	Deutsch	Italiano	Español
Dome head	Tête plate	Flachrundkopf	Testa tonda	Cabeza alomada
Body: Stainless steel Polished	Corps: Inox Poli	Hülse: Edelstahl Blank	Corpo: Acciaio inox Lucido	Cuerpo: Acero inoxidable Pulido
Stem: Stainless steel Natural	Tige: Inox Brut	Dorn: Edelstahl Unbehandelt	Gambo: Acciaio inox Nessuna finitura	Vástago: Acero inoxidable Natural

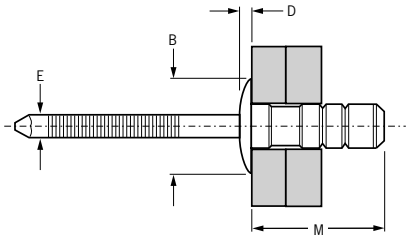

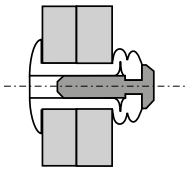

ø					M	øE	øB	D			
nom. [mm]	min [mm]	max [mm]	min [mm]	max [mm]	max [mm]	max [mm]	max [mm]	max [mm]	kN	kN	Part No.
3.2	1.00	6.00	3.3	3.4	14.5	2.2	7.3	1.0	1.62	1.98	0BS11-00414
4.0	2.00	8.00	4.1	4.2	16.0	2.9	8.2	1.4	2.43	3.24	0BS11-00516
4.8	1.50	9.00	4.9	5.0	17.1	3.1	10.1	1.6	4.14	4.50	0BS11-00618

VGrip®

High performance, multi-grip rivet with excellent clamp properties and a wide blind side spread.

Features



Benefits

- Single bulb setting in all grip thicknesses gives superior aesthetic finish and evenly distributes contact pressure over the application
- Provides a large blind side bearing area for increased tensile strength
- Moderate hole fill therefore, avoiding pressure on holes
- Special "Soft Set" and "HS" (High Strength) versions available on request

Specifications

Sizes	4.0mm - 6.4mm
Materials	Aluminium Steel
Head styles	Dome Large flange

Patent Protected

Assembly applications

- Automotive components
- White goods
- General industrial
- Renewable energies
- Heating and ventilation

Typical placing sequence





CASE STUDY

Streamlining HVAC Frame Assembly with Smarter Sheet-Metal Fastening

Industry: HVAC

Application: Sheet Metal Panel Attachment for Industrial Air Handling Units

Solution: POP® VGrip® with ProSet® PB2500

Assembling industrial air handling units is challenging due to varying material thicknesses and constant vibration, requiring careful fastening solutions for sheet metal panels.

Previous Assembly Solution

Manufacturers commonly use standard blind rivets and screws to fasten sheet metal panels to HVAC frames.

Customer Fastening Challenges

- Variable panel thickness requires frequent rivet size changes, complicating inventory and slowing assembly.
- One-side access makes screw installation difficult and time-consuming.
- Vibration from fans and compressors loosens fasteners, causing panel rattling and air leakage.
- Loosened fasteners need frequent inspection and re-tightening, increasing downtime and labor costs.
- Protruding fastener heads interfere with components and affect appearance.



The Stanley® Engineered Fastening Solution

By switching from traditional blind rivets and screws to POP® VGrip® (4mm-6mm, Al or SS) installed with ProSet® PB2500 Rivet Tool, manufacturers benefit from:

- VGrip® rivets fit to variable panel thicknesses, streamlining inventory and speeding installation.
- Superior vibration resistance that prevents loosening and maintains airtight seals.
- Permanent installation, reducing maintenance and downtime.
- Flush-mounted design that ensures a professional look.
- Fast one-sided installation with battery-powered tools, improving maneuverability.



POP® VGrip®

High performance, multi-grip rivet with excellent clamp properties and a wide blind side spread.



ProSet® PB2500

Lightweight tool with excellent ergonomics, great strength and features.

POWERED BY DEWALT



VGrip® VG11 / VG12 Series



English	Français	Deutsch	Italiano	Español
Dome head	Tête plate	Flachrundkopf	Testa tonda	Cabeza alomada
Body: Aluminium* Natural	Corps: Alliage d'aluminium* Brut	Hülse: Aluminium Blank	Corpo: Lega di alluminio Nessuna finitura	Cuerpo: Aluminio Natural
Stem: Low carbon steel Zinc coated	Tige: Acier bas carbone Revêtement zingué	Dorn: Stahl Verzinkt	Gambo: Acciaio a basso tenore di carbonio Zincato	Vástago: Acero bajo en carbono Zincado

*: 2.5% Magnesium Alloy

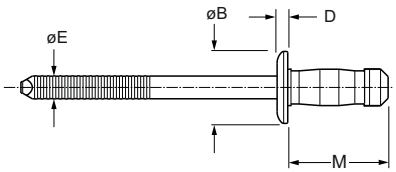

VG11

ø					M	øE	øB	D			
nom. [mm]	min [mm]	max [mm]	min [mm]	max [mm]	ref [mm]	ref [mm]	max [mm]	max [mm]	kN	kN	Part No.
4.0	2.00	5.00	4.1	4.3	12.7	2.4	8.2	1.4	0.80	1.40	101197
	3.00	6.00			13.7				0.80	1.40	101198
	5.00	8.00			15.7				0.95	1.50	101199
	7.00	10.00			17.7				0.95	1.50	EF101200
4.8	1.50	4.50	4.9	5.1	13.3	3.0	9.9	1.7	1.20	1.90	101120
	2.00	6.00			14.3						EF101154
	3.00	7.00			15.3						EF101121
	5.00	9.00			17.3						EF101122
6.4	5.50	10.00	6.5	6.7	19.8	3.9	12.3	2.1	3.60	3.60	NA134017

English	Français	Deutsch	Italiano	Español
Large flange	Tête large	Flachrundkopf, extragroß	Testa larga	Cabeza ala ancha
Body: Aluminium* Natural	Corps: Alliage* Brut	Hülse: Aluminium* Blank	Corpo: Lega di alluminio* Nessuna finitura	Cuerpo: Aluminio* Natural
Stem: Low carbon steel Zinc coated	Tige: Acier bas carbone Revêtement zingué	Dorn: Stahl Verzinkt	Gambo: Acciaio a basso tenore di carbonio Zincato	Vástago: Acero bajo en carbono Zincado

*: 2.5% Magnesium Alloy

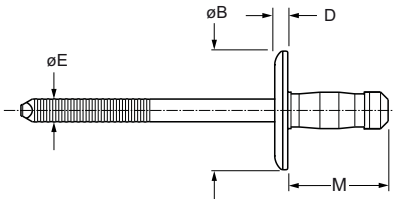

VG12

ø					M	øE	øB	D			
nom. [mm]	min [mm]	max [mm]	min [mm]	max [mm]	ref [mm]	ref [mm]	max [mm]	max [mm]	kN	kN	Part No.
4.8	2.00	6.00	4.9	5.1	14.3	3.0	13.3	2.1	1.20	1.90	101208
6.0	4.00	8.00	6.1	6.3	17.8	3.9	16.5	2.2	1.80	2.95	101213

VGrip® VG21 / VG22 Series



English	Français	Deutsch	Italiano	Español
Dome head	Tête plate	Flachrundkopf	Testa tonda	Cabeza alomada
Body: Steel Zinc plated	Corps: Acier Revêtement zingué	Hülse: Stahl Verzinkt	Corpo: Acciaio Zincato	Cuerpo: Acero Zincado
Stem: Low carbon steel Zinc coated	Tige: Acier bas carbone Revêtement zingué	Dorn: Stahl Verzinkt	Gambo: Acciaio a basso tenore di carbonio Zincato	Vástago: Acero bajo en carbono Zincado

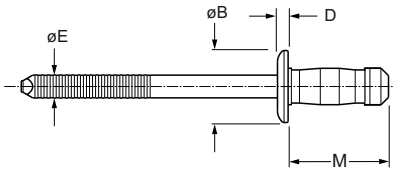

VG21

ø nom. [mm]	min [mm]	max [mm]	min [mm]	max [mm]	M ref [mm]	øE ref [mm]	øB max [mm]	D max [mm]	kN	kN	Part No.
4.0	2.00	5.00	4.1	4.3	12.7	2.4	8.2	1.4	1.60	2.50	101193
	3.00	6.00			13.7				1.60	2.50	101194
	5.00	8.00			15.7				1.80	2.80	101195
	7.00	10.00			17.7				1.80	2.80	101196
4.8	1.50	6.00	4.9	5.1	13.3	3.0	9.9	1.7	2.50	3.40	101134
	4.00	8.00			16.3						101180
	6.00	10.00			18.3						101181
6.0	1.50	5.00	6.1	6.3	14.8	3.9	12.3	2.2	3.80	5.50	101104

English	Français	Deutsch	Italiano	Español
Large flange	Tête large	Flachrundkopf, extragroß	Testa larga	Cabeza ala ancha
Body: Steel Zinc plated	Corps: Acier Revêtement zingué	Hülse: Stahl Verzinkt	Corpo: Acciaio Zincato	Cuerpo: Acero Zincado
Stem: Low carbon steel Zinc coated	Tige: Acier bas carbone Revêtement zingué	Dorn: Stahl Verzinkt	Gambo: Acciaio a basso tenore di carbonio Zincato	Vástago: Acero bajo en carbono Zincado

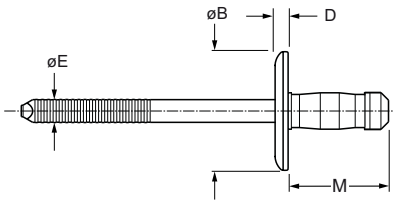

VG22

ø nom. [mm]	min [mm]	max [mm]	min [mm]	max [mm]	M ref [mm]	øE ref [mm]	øB max [mm]	D max [mm]	kN	kN	Part No.
4.8	1.50	6.00	4.9	5.1	13.3	3.0	16.4	2.3	2.50	3.40	101116
	3.50	7.50			15.8				2.50	3.40	EF101214
	6.00	10.00			18.8				2.65	2.65	79207

Avibulb® & Avinox®

High strength steel (Avibulb®) and stainless steel (Avinox®) breakstem fasteners with excellent bulbing tail formation. Ideal for thin sheet materials.

Features

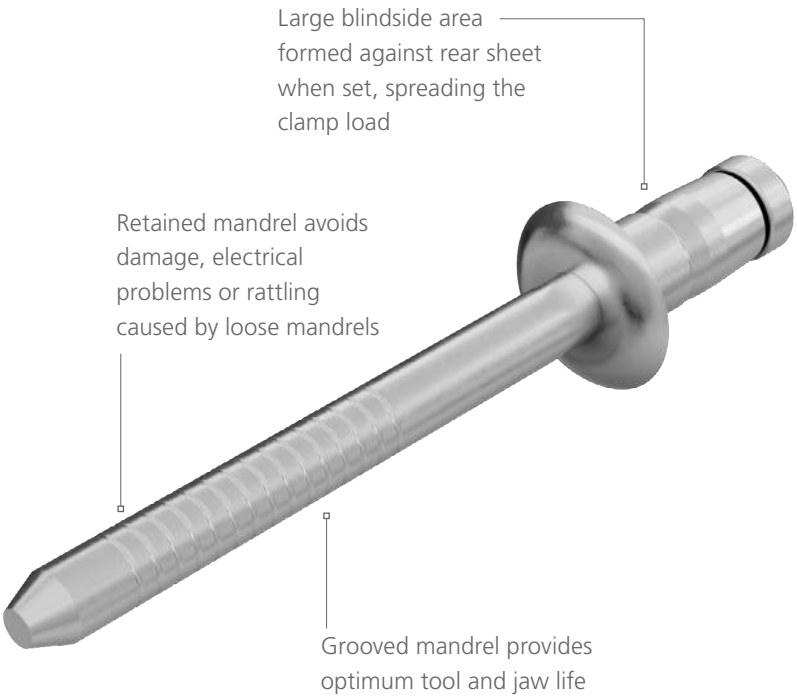

Benefits

- High shear and tensile strength providing strong, vibration resistant joints
- Stainless steel Avinox® for high corrosion resistance and applications requiring elevated temperatures
- Tail formation spreads the load on the rear sheet, making it ideal for use in thin sheet applications

Specifications

Sizes	3.2mm – 6.0mm
Materials	Steel Stainless Steel A4 Stainless Steel
Head styles	Dome

Assembly applications

- Automotive
- Cabinets and enclosures
- Heating and ventilation
- Telecommunications
- General light industrial
- Renewable energies

Typical placing sequence





AVDEL

Avibulb® BN01 Series



English	Français	Deutsch	Italiano	Español
Dome head	Tête plate	Flachrundkopf	Testa tonda	Cabeza alomada
Body: Low carbon steel Zinc plated Clear trivalent passivated	Corps: Acier bas carbone Revêtement zingué Passivation claire trivalente	Hülse: Stahl Verzinkt Klar chromatiert, Cr6-frei	Corpo: Acciaio a basso tenore di carbonio Zincato, Passivazione chiara trivalente	Cuerpo: Acero bajo en carbono Zincado Pasivado claro trivalente
Stem: Medium carbon steel Zinc plated Clear trivalent passivated	Tige: Acier au carbone Revêtement zingué Passivation claire trivalente	Dorn: Stahl Verzinkt Klar chromatiert, Cr6-frei	Gambo: Acciaio a medio tenore di carbonio Zincato, Passivazione chiara trivalente	Vástago: Acero medio en carbono Zincado, Pasivado claro trivalente

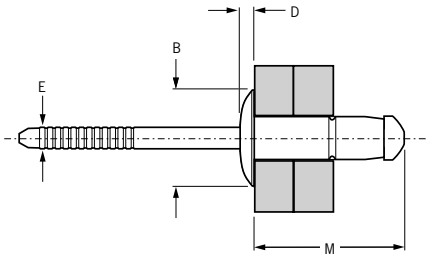

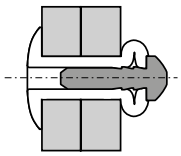

ø					M	øE	øB	D			
nom. [mm]	min [mm]	max [mm]	min [mm]	max [mm]	max [mm]	max [mm]	max [mm]	max [mm]	kN[1)]	kN	Part No.
3.2	1.00	3.00	3.3	3.4	9.1	2.1	6.8	1.4	1.20	1.30	0BN01-00408
	3.00	5.00			11.7				1.75		0BN01-00411
	5.00	7.00			14.0				2.50		0BN01-00414
4.0	1.00	3.00	4.1	4.3	10.4	2.7	8.0	1.4	2.40	2.80	0BN01-00509
	3.00	5.00			12.9				3.50	2.80	0BN01-00512
	5.00	7.00			15.7				4.10	2.80	0BN01-00516
	7.00	9.00			18.1				3.30	2.50	0BN01-00519
4.8	1.50	3.50	4.9	5.1	12.1	3.2	9.6	1.5	3.60	3.80	0BN01-00611
	3.50	6.00			14.7				4.20		0BN01-00614
	6.00	8.50			17.6				5.60		0BN01-00618
6.0	1.50	4.00	6.1	6.3	14.0	4.1	12.3	2.1	4.20	5.40	0BN01-06010
	3.00	6.00			17.0				5.40		0BN01-06013
	6.00	9.00			20.0				8.50		0BN01-06016
	9.00	12.00			23.0				8.50		0BN01-06019

1) through stem / avec tige / bei tragendem Restdorn / attraverso il gambo / con el vástago en la zona de cortadura

AVDEL

Avinox® BE61 Series



English	Français	Deutsch	Italiano	Español
Dome head	Tête plate	Flachrundkopf	Testa tonda	Cabeza alomada
Body: Stainless steel Polished	Corps: Inox Poli	Hülse: Edelstahl Blank	Corpo: Acciaio inox Lucido	Cuerpo: Acero inoxidable Pulido
Stem: Stainless steel Natural	Tige: Inox Brut	Dorn: Edelstahl Unbehandelt	Gambo: Acciaio inox Nessuna finitura	Vástago: Acero inoxidable Natural

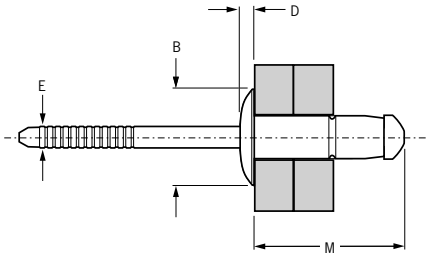

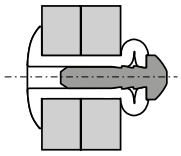

ø					M	øE	øB	D			
nom. [mm]	min [mm]	max [mm]	min [mm]	max [mm]	max [mm]	max [mm]	max [mm]	max [mm]	kN[1)]	kN	Part No.
	1.00	3.00			9.0				1.60		0BE61-00408
3.2	3.00	5.00	3.3	3.4	11.5	2.2	6.6	1.1	1.70	2.00	0BE61-00411
	5.00	7.00			14.1				3.20		0BE61-00414
	1.00	3.00			10.3				2.80		0BE61-00509
4.0	3.00	5.00	4.1	4.3	12.9	2.7	8.0	1.5	5.20	4.00	0BE61-00512
	5.00	7.00			15.6				5.20		0BE61-00516
	1.50	3.50			12.8						0BE61-00611
4.8	3.50	6.00	4.9	5.1	15.4	3.3	9.6	1.5	5.50	5.00	0BE61-00614
	6.00	8.50			18.4						0BE61-00618
	7.00	10.00			19.9						0BE61-00619

1) through stem / avec tige / bei tragendem Restdorn / attraverso il gambo / con el vástago en la zona de cortadura

AVDEL

Avinox® BE16 Series



English	Français	Deutsch	Italiano	Español
Dome head	Tête plate	Flachrundkopf	Testa tonda	Cabeza alomada
Body: A4 Stainless steel	Corps: A4 Inox	Hülse: A4 Edelstahl	Corpo: A4 Acciaio inox	Cuerpo: A4 Acero inoxidable
Natural	Brut	Unbehandelt	Nessuna finitura	Natural
Stem: A4 Stainless steel	Tige: A4 Inox	Dorn: A4 Edelstahl	Gambo: A4 Acciaio inox	Vástago: A4 Acero inoxidable
Natural	Brut	Unbehandelt	Nessuna finitura	Natural

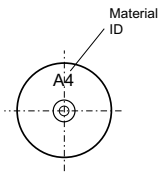

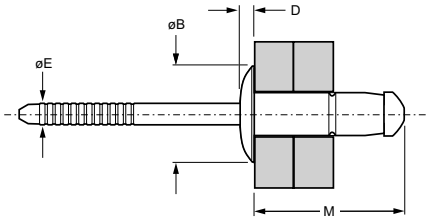

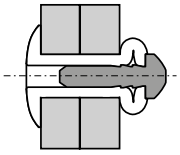

ø					M	øE	øB	D			
nom. [mm]	min [mm]	max [mm]	min [mm]	max [mm]	max [mm]	max [mm]	max [mm]	max [mm]	kN[1)]	kN	Part No.
4.0	3.00	5.00	4.1	4.3	12.9	2.6	8.0	1.5	5.20	4.00	0BE16-00512
	1.50	3.50			12.8						0BE16-00611
4.8	3.50	6.00	4.9	5.1	15.4	3.2	9.6	1.5	5.50	5.00	0BE16-00614
	7.00	10.00			19.9						0BE16-00619

1) through stem / avec tige / bei tragendem Restdorn / attraverso il gambo / con el vástago en la zona de cortadura

Grooved Rivets

Aluminium rivet for fixing into wood and other soft materials. Suitable for use in blind holes.

Features



Benefits

- Designed for soft or brittle materials
- Ideal replacement for wood screws or self tapping screws in wood applications
- Use in blind holes provides neater appearance on setting

Specifications

Sizes	3.4mm – 5.0mm
Materials	Aluminium
Head styles	Dome

Assembly applications

- Office furniture
- Mobile homes, caravans
- Public transportation
- Plastic components
- Flight cases
- Lighting

Typical placing sequence

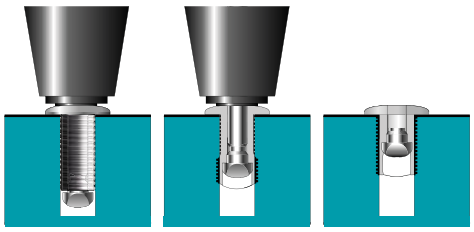



TASD Series



English	Français	Deutsch	Italiano	Español
Dome head	Tête plate	Flachrundkopf	Testa tonda	Cabeza alomada
Body: Aluminium alloy Natural	Corps: Alliage d'aluminium Brut	Hülse: Aluminium Blank	Corpo: Lega di alluminio Nessuna finitura	Cuerpo: Aluminio Natural
Stem: Low carbon steel Zinc coated	Tige: Acier bas carbone Revêtement zingué	Dorn: Stahl Verzinkt	Gambo: Acciaio a basso tenore di carbonio Zincato	Vástago: Acero bajo en carbono Zincado

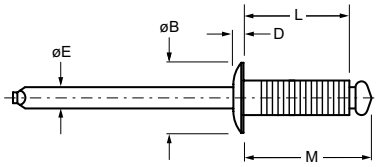

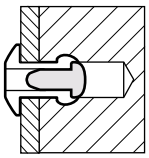

ø					L	øE	øB	øD			
nom. [mm]	min [mm]	max [mm]	min [mm]	max [mm]	ref [mm]	ref [mm]	max [mm]	max [mm]	kN	kN	Part No.
3.4	-	-	3.5	3.6	9.7	1.8	6.7	1.1	-	-	100121
4.2	-	-	4.3	4.4	8.5	2.3	8.2	1.4	-	-	100153
	-	-			12.1				-	-	100152
5.0	-	-	5.2	5.3	7.9	2.6	9.8	1.6	-	-	100148
	-	-			11.3				-	-	100149
	-	-			13.4				-	-	100145
	-	-			15.0				-	-	100146
	-	-			26.0				-	-	24512

LSR

Aluminium alloy breakstem fasteners, ideal for use with plastic and low strength material.

Features

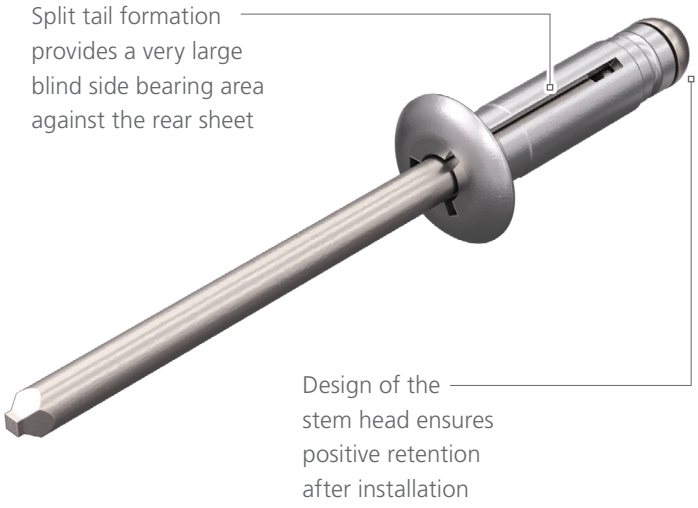

Benefits

- Spreads the tail bearing load/clamp load on the rear sheet providing best resistance to pull-out loads in soft and brittle materials
- Multi-grip capability accommodates wide variations in material thickness
- Retained stem avoids damage, electrical problems or rattling caused by loose stems

Specifications

Sizes	3.2mm - 4.8mm
Materials	Aluminium
Head styles	Dome Large Flange

Assembly applications

- Automotive
- Caravans/RV
- Mobile homes
- Domestic appliances
- Plastic components

Typical placing sequence

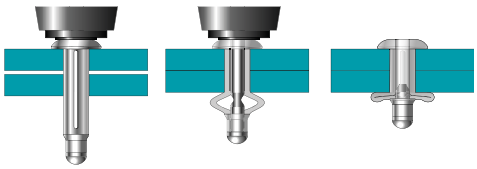



LSR ACD Series



English	Français	Deutsch	Italiano	Español
Dome head	Tête plate	Flachrundkopf	Testa tonda	Cabeza alomada
Body: * Natural	Corps:* Brut	Hülse: Aluminium* Blank	Corpo: Nessuna finitura	Cuerpo: Aluminio* Natural
Stem: Aluminium alloy Natural	Tige: Alliage d'aluminium Brut	Dorn: Aluminium Blank	Gambo: Lega di alluminio Nessuna finitura	Vástago: Aluminio Natural

*: 3.5% Magnesium Alloy

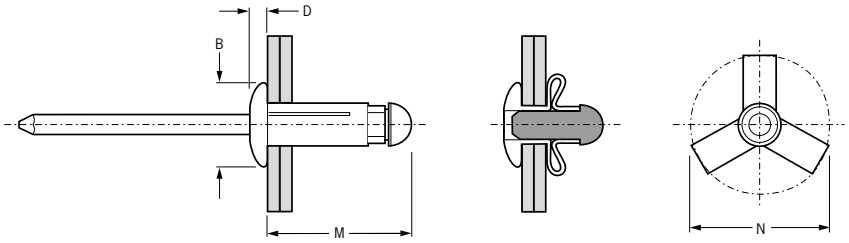

ø					M	øB	D	N			
nom. [mm]	min [mm]	max [mm]	min [mm]	max [mm]	ref [mm]	max [mm]	max [mm]	max [mm]	kN	kN	Part No.
3.2	1.0	6.35	3.4	3.5	19.6	6.6	1.0	16.0	0.40	0.50	100041
		6.35			19.8			16.0			100794
4.0	3.0	9.5	4.2	4.3	23.2	8.2	1.4	18.0	0.70	0.90	100698
	5.0	12.0			26.8			19.0			100784
	1.0	6.35			20.3			17.0	1.00	1.40	100470
4.8	3.0	9.5	5.0	5.2	22.6	9.8	1.6	17.0	1.00	1.40	100523
	5.0	12.0			26.3			19.0	0.95	1.20	100692

LSR ACDLF/BF41 Series



English	Français	Deutsch	Italiano	Español
Large flange	Tête large	Flachrundkopf extragroß	Testa larga	Cabeza ala ancha
Body: Aluminium* Natural	Corps: Alliage d'aluminium* Brut	Hülse: Aluminium* Blank	Corpo: Lega di alluminio* Nessuna finitura	Cuerpo: Aluminio* Natural
Stem: Aluminium alloy Natural	Tige: Alliage d'aluminium Brut	Dorn: Aluminium Blank	Gambo: Lega di alluminio Nessuna finitura	Vástago: Aluminio Natural

*: 3.5% Magnesium Alloy

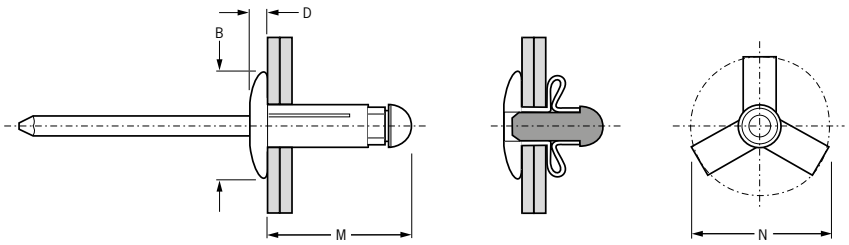

ø					M	øB	D	N			
nom. [mm]	min [mm]	max [mm]	min [mm]	max [mm]	ref [mm]	max [mm]	max [mm]	max [mm]	kN	kN	Part No.
	0.5	6.35			20.3			17.0			100780
4.8	3.0	9.5	5.0	5.2	22.6	12.3	2.0	17.0	1.00	1.40	100779
	5.0	12.0			26.4			19.0			100695
	0.5	6.35			20.3			17.0			100473
4.8	3.0	9.5	5.0	5.2	22.6	14.3	2.0	17.0	1.00	1.40	100776
	5.0	12.0			26.4			19.0			100474
4.8	1.0	9.0	5.0	5.2	23.3	16.0	2.0	18.2	0.78	1.07	0BF41-00625

Peel Rivet

Peel rivets are ideal for joining softer more brittle materials where a reliable joint is required.

Features



Mandrel head design cuts into rivet body during setting process, so body 'peels'

Benefits

- Peel design allows minimum force to be applied during setting process, thereby protecting the application material
- Wide grip range capability accommodates wide variations in material thicknesses

Specifications

Sizes	3.2mm - 4.8mm
Materials	Aluminium
Head styles	Dome Large Flange

Assembly applications

- Automotive
- Caravans/Motorhome
- Mobile homes
- Domestic appliances
- Plastic components

Typical placing sequence

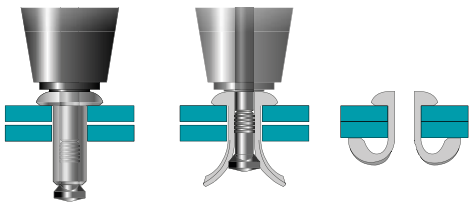



TAPD SO / SOLF Series



English	Français	Deutsch	Italiano	Español
Dome head	Tête plate	Flachrundkopf	Testa tonda	Cabeza alomada
Body: Aluminium Natural	Corps: Aluminium Brut	Hülse: Aluminium Blank	Corpo: Alluminio Nessuna finitura	Cuerpo: Aluminio Natural
Stem: Steel Zinc plated	Tige: Acier Revêtement zingué	Dorn: Stahl Verzinkt	Gambo: Acciaio Zincati	Vástago: Acero Zincado

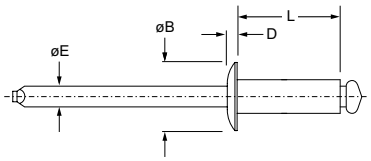

ø nom. [mm]	min [mm]	max [mm]	min [mm]	max [mm]	L ref [mm]	øE ref [mm]	øB max [mm]	D max [mm]	kN	kN	Part No.
	1.0	5.0			10.0						100484
3.2	3.0	9.0	3.6	3.7	13.5	1.8	6.7	1.2	0.80	0.80	100491
	7.0	14.0			18.7						100489
	1.5	6.0			10.5						100675
4.0	5.0	9.0	4.4	4.5	14.0	2.4	8.2	1.4	1.00	1.00	100658
	8.0	14.0			19.5						100644
	1.5	6.4			11.1						100610
4.8	5.0	9.5	5.2	5.3	14.7	2.6	9.8	1.6	2.00	2.00	100609
	8.0	14.0			19.1						100611
	13.5	20.0			25.5						100607

English	Français	Deutsch	Italiano	Español
Large flange	Tête large	Flachrundkopf extragroß	Testa larga	Cabeza ala ancha
Body: Aluminium Natural	Corps: Aluminium Brut	Hülse: Aluminium Blank	Corpo: Alluminio Nessuna finitura	Cuerpo: Aluminio Natural
Stem: Steel Zinc plated	Tige: Acier Revêtement zingué	Dorn: Stahl Verzinkt	Gambo: Acciaio Zincati	Vástago: Acero Zincado

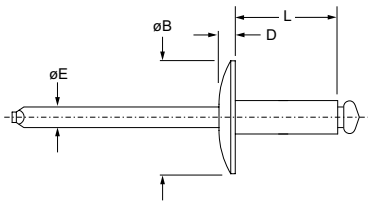

ø nom. [mm]	min [mm]	max [mm]	min [mm]	max [mm]	L ref [mm]	øE ref [mm]	øB max [mm]	D max [mm]	kN	kN	Part No.
	5.0	9.5			14.7						25993
4.8	8.0	14.0	5.2	5.3	2	2.6	14.3	2.0	2.00	2.00	100590
	13.5	20.0			25.5						100585

AVDEL

T-Lok®

Robust steel rivet for attaching metal to wood or other soft material in blind holes.

Features

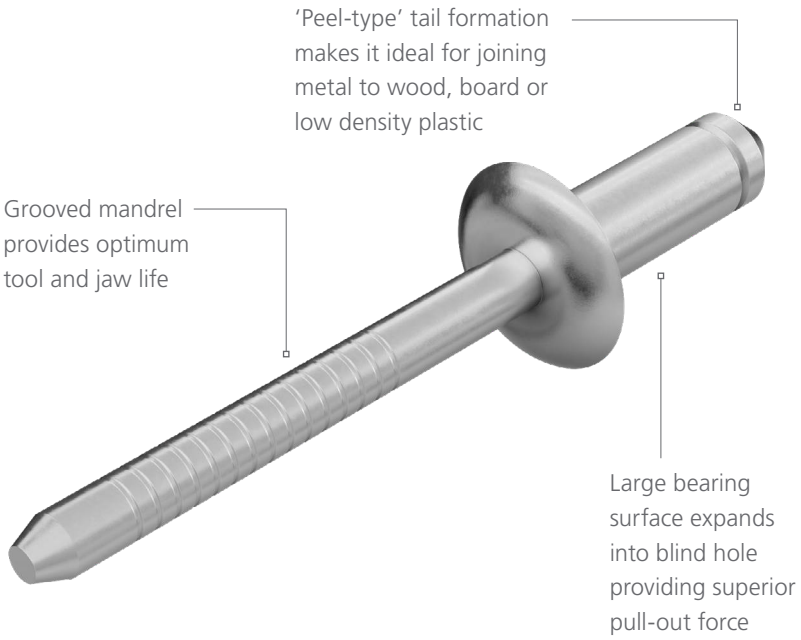

Benefits

- Ideal replacement for wood screws or self-tapping screws
- Multi-grip capability accommodates wide variations in material thickness
- Provides secure tamper resistant fixing

Specifications

Sizes	4.3mm – 4.8mm
Materials	Steel
Head styles	Dome

Assembly applications

- Garage doors
- Furniture

Typical placing sequence

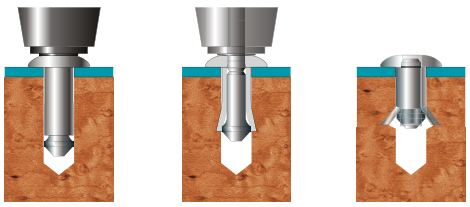



AVDEL

T-Lok® BM01 Series



English	Français	Deutsch	Italiano	Español
Dome head	Tête plate	Flachrundkopf	Testa tonda	Cabeza alomada
Body: Medium carbon steel Zinc plated	Corps: Acier au carbone Revêtement zingué	Hülse: Stahl Verzinkt	Corpo: Acciaio carbonio Zincato	Cuerpo: Acero medio en carbono Zincado
Stem: Low carbon steel Zinc coated	Tige: Acier bas carbone Revêtement zingué	Dorn: Stahl Verzinkt	Gambo: Acciaio a basso tenore di carbonio Zincato	Vástago: Acero bajo en carbono Zincado

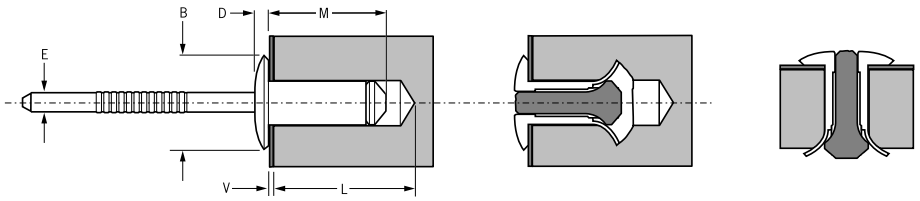

ø			M	øE	øB	D	V		L min [mm]			Part No.
nom. [mm]	min [mm]	max [mm]	max [mm]	max [mm]	max [mm]	max [mm]	max [mm]	min [mm]	for max. V	for min. V	kN	
4.3	4.3	4.4	10.9	2.6	8.2	1.3	1.27	0.25	11.2	12.2	0.49	0BM01-00510
			12.4				1.27		13.0	13.7	0.49	0BM01-00512
			18.7				7.62		12.7	20.1	0.71	0BM01-00520
4.8	4.8	4.9	14.3	2.9	10.2	2.1	3.05	0.25	10.4	15.7	0.97	0BM01-00614
			18.9				7.62		13.0	20.3		0BM01-00620

AVDEL POP

Earthing & Electrical Conductivity

AVDEL

Avex® Splined

Steel rivet with splines for electrical continuity in earthing applications.



Key features and benefits

- Splines break through a coating thickness of up to 0.3mm
- Multi-grip capability
- Good hole fill for a strong and vibration resistant joint
- Retained mandrel – no damage, electrical problems or rattling caused by loose mandrels

AVDEL

Earth Tab Rivet

Steel rivet and brass tag assembly for electrical conductivity



Key features and benefits

- Easy electrical connection via tags
- Reduction of assembly time
- Works on a single phase power supply of 240 volts or below
- Provides a resistance to or below 0.1 ohms
- Tested and approved to EN 60335-1 and BS 3456 Parts 201, clauses 27, 28, 31
- Bulbing blind side for good contact area
- Paint piercing capability

POP

Terminal Tag

Copper body rivet and brass tag assembly for electrical conductivity.



Key features and benefits

- Easy electrical connection via tags
- Reduction of assembly time
- Paint piercing capability
- Range of single or multiple tag assemblies available

AVDEL

Avex® Splined Series



English	Français	Deutsch	Italiano	Español
Dome head	Tête plate	Flachrundkopf	Testa tonda	Cabeza alomada
Body: Low carbon steel Zinc plated	Corps: Acier bas carbone Revêtement zingué	Hülse: Stahl Verzinkt	Corpo: Acciaio a basso tenore di carbonio Zincato	Cuerpo: Acero bajo en carbono Zincado
Stem: Low carbon steel Zinc coated	Tige: Acier bas carbone Revêtement zingué	Dorn: Stahl Verzinkt	Gambo: Acciaio a basso tenore di carbonio Zincato	Vástago: Acero bajo en carbono Zincado

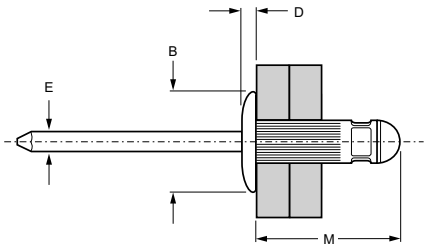

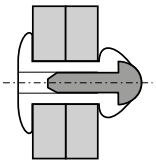

ø					M	øB	D	øE			
nom. [mm]	min [mm]	max [mm]	min [mm]	max [mm]	max [mm]	max [mm]	max [mm]	max [mm]	kN	kN	Part No.
4.0	1.4	5.0	4.1	4.2	13.7	8.5	1.6	2.8	5	5	01610-06196

AVDEL

Earth Tab Rivet BN11 Series



English	Français	Deutsch	Italiano	Español
Earthing/grounding point	Rivet masse	Erdungsniet	Punto di messa aterra	Toma de tierra
Body: Low carbon steel Zinc plated Clear trivalent passivated	Corps: Acier bas carbone Revêtement zingué Passivation claire trivalente	Hülse: Stahl Verzinkt Klar chromatiert, Cr6-frei	Corpo: Acciaio a basso tenore di carbonio Zincato Passivazione chiara trivalente	Cuerpo: Acero bajo en carbono Zincado Pasivado claro trivalente
Stem: Medium carbon high tensile steel Zinc plated Clear trivalent passivated	Tige: Acier au carbone Revêtement zingué Passivation claire trivalente	Dorn: Stahl Verzinkt Klar chromatiert, Cr6-frei	Gambo: Acciaio a medio tenore di carbonio Zincato Passivazione chiara trivalente	Vástago: Acero medio en carbono Zincado Pasivado claro trivalente

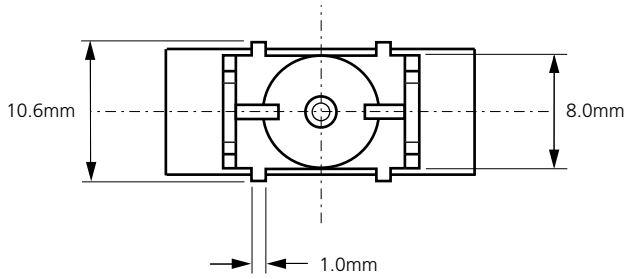

ø				Part No.
nom. [mm]	**min** [mm]	**max** [mm]	**± 0.05** [mm]	
4.0	0.6	1.5	5.2	0BN11-00509

Terminal Tag PMC Series



English	Français	Deutsch	Italiano	Español
Earthing/grounding point	Rivet masse	Erdungsniet	Punto di messa aterra	Toma de tierra
Body: Copper	Corps: Cuivre	Hülse: Kupfer	Corpo: Rame	Cuerpo: Cobre
Stem: Carbon steel Copper finish	Tige: Acier au carbone Finition cuivre	Dorn: Stahl Oberfläche Kupfer	Gambo: Acciaio carbonio Finitura rame	Vástago: Acero carbono Acabado de cobre
Tab: Brass	Languette: Laiton	Fahne: Messing	Linguette: Ottone	Lengüeta: Latón

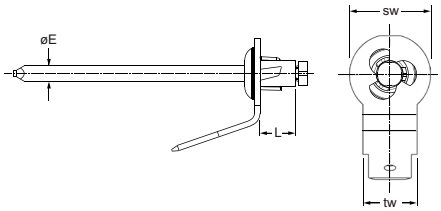

100986

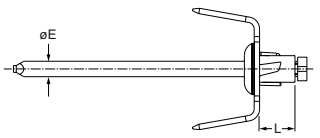

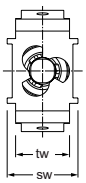

100985

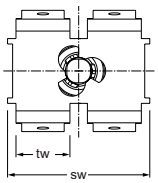

100987

ø					L	øE	No. of tags nombre de languettes / Anz. Fahnen / numero di linguette / número de lengüetas	sw	tw			Part No.
nom. [mm]	min [mm]	max [mm]	min [mm]	max [mm]	ref [mm]	max [mm]		ref [mm]	ref [mm]	kN	kN	
							1	12.0				100986
4.0		2.0	5.15	5.20	5.2	45	2	10.5	8.0	1.33	1.91	100985
							4	21.2				100987

AVDEL

Hemlok®

Structural breakstem fastener with exceptional shear and tensile strength and a large blind side bearing area against the rear sheet.

Features



Specifications

Sizes	6.4mm
Materials	Aluminium Steel
Head styles	Protruding

Assembly applications

- Automotive
- Warehouse racking
- Ladders
- Renewable energies
- Data centers

Typical placing sequence

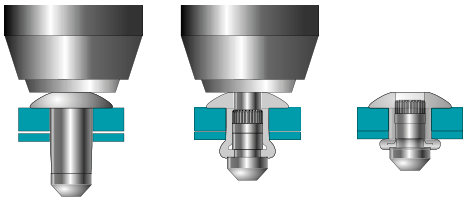

Benefits

- Mandrel locked in body provides excellent shear strength
- Large blind side bearing area spreads the tail bearing load/clamp load on the rear sheet and ensures high tensile strength
- No damage, electrical problems or rattling caused by loose mandrels



AVDEL

Hemlok® 2241 Series



English	Français	Deutsch	Italiano	Español
Protruding head	Tête bombée	Flachrundkopf	Testa tonda	Cabeza alomada
Body: Aluminium* Natural	Corps: Alliage d'aluminium* Brut	Hülse: Aluminium* Blank	Corpo: Lega di alluminio* Nessuna finitura	Cuerpo: Aluminio* Natural
Stem: Aluminium alloy Natural	Tige: Alliage d'aluminium Brut	Dorn: Aluminium Blank	Gambo: Lega di alluminio Nessuna finitura	Vástago: Aluminio Natural

*: 2.5% Magnesium alloy

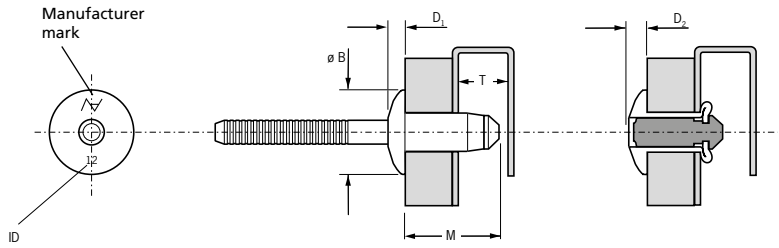

ø					ID	M	øB	D_1	T	D_2			
nom. [mm]	min [mm]	max [mm]	min [mm]	max [mm]		max [mm]	max [mm]	max [mm]	min [mm]	max [mm]	kN min.	kN min.	Part No.
	1.50	3.50			12	13.7					5.00		02241-00812
	2.80	4.80			13	15.0					6.00		02241-00813
	3.35	5.35			14	15.6					6.20		02241-00814
6.4	4.80	6.80	6.7	6.9	15	17.0	13.4	2.7	12.2	3.4	6.50	2.67	02241-00815
	6.80	8.80			17	19.0					7.00		02241-00817
	8.80	10.80			19	21.0					7.00		02241-00819
	10.80	12.80			21	23.0					7.00		02241-00821

AVDEL

Hemlok® 2221 Series



English	Français	Deutsch	Italiano	Español
Protruding head	Tête bombée	Flachrundkopf	Testa tonda	Cabeza alomada
Body: Medium carbon steel Zinc plated	Corps: Acier moyen carbone Revêtement zingué	Hülse: Stahl Verzinkt	Corpo: Acciaio a medio tenore di carbonio Zincato	Cuerpo: Acero medio en carbono Zincado
Stem:edium carbon steel Zinc plated	Tige: Acier moyen carbone Revêtement zingué	Dorn: Stahl Verzinkt	Gambo: Acciaio a medio tenore di carbonio Zincato	Vástago: Acero medio en carbono Zincado

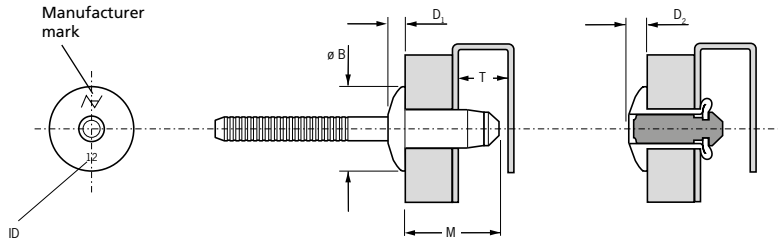

ø					ID	M	øB	D_1	T	D_2			
nom. [mm]	min [mm]	max [mm]	min [mm]	max [mm]		max [mm]	max [mm]	max [mm]	min [mm]	max [mm]	kN min.	kN min.	Part No.
6.4	1.50	3.50	6.7	6.9	12	13.7	13.4	2.7	12.2	3.4	10.50	8.80	02221-00812
	2.80	4.80			13	15.0					12.00		02221-00813
	3.35	5.35			14	15.6					12.50		02221-00814
	4.80	6.80			15	17.0					12.50		02221-00815
	6.80	8.80			17	19.0					14.00		02221-00817
	7.50	9.50			18	19.7					15.00		02221-00818
	8.80	10.80			19	21.0					16.00		02221-00819
	10.80	12.80			21	23.0					16.00		02221-00821

AVDEL

Monobolt®

Multi-grip structural breakstem fasteners providing a fully sealed joint and visible lock.

Features



Benefits

- Multi-grip capability accommodates wide variations in material thickness
- Compensates for irregular, oversized, slotted or misaligned holes
- Visible lock allows for quick and easy inspection after placing
- Good sheet take-up performance for large gap closing capability
- Mandrel mechanically locked into body avoids damage, electrical problems or rattling caused by loose stems
- Leak resistant
- High shear and tensile strength

Specifications

Sizes	4.8mm-10.0mm
Materials	Aluminium Steel Stainless Steel A4 Stainless Steel
Head styles	Protruding Countersunk

Assembly applications

- Automotive
- Cabinets and enclosures
- Commercial vehicles
- Domestic appliances
- Heating and ventilation
- Renewable energies

Typical placing sequence





CASE STUDY

Providing a Fastening Solution and Significant Improvements in Installation Process

Industry: Railway

Application: Braking System Installation for High-Speed Trains

Solution: Avdel® Monobolt® with ProSet® XT4

Assembling electrical resistors for high-speed train braking systems poses critical engineering challenges. With growing reliance on high-speed rail, manufacturers must ensure reliable, safe performance while managing complex assembly across various stainless-steel structures.

Previous Assembly Solution

The manufacturer relied on threaded joints with additional locking systems designed to resist vibration and thermal expansion in high-speed rail applications.

Customer Fastening Challenges

- Complex fastening systems and long assembly times reduced productivity.
- Joint failures under extreme operational stress compromised system reliability.
- Multiple fastener types increased inventory and warehouse costs.
- Extra locking mechanisms added steps and failure risks.
- Required 25+ year service life under stress fatigue and temperature changes.
- Need to streamline assembly while maintaining top safety standards.



The Stanley® Engineered Fastening Solution

Through close collaboration with the customer's engineering department, Stanley provided stainless steel Avdel® Monobolt® installed with ProSet® XT4 tools, delivering:

- Single-fastener system removes locking mechanisms and simplifies inventory.
- Faster assembly with one-operator installation.
- Superior joint strength proven for 25+ years of service.
- Streamlined inventory for various material thicknesses.
- Reliability under extreme high-speed rail stresses.
- Proven long-term durability for critical safety.



Avdel® Monobolt®

Multi-grip structural breakstem fasteners providing a fully sealed joint and visible lock.



ProSet® XT4

Powerful, lightweight and engineered with maximum durability to extend maintenance intervals.



AVDEL

Monobolt® 2774 Series



English	Français	Deutsch	Italiano	Español
Protruding head	Tête bombée	Flachrundkopf	Testa tonda	Cabeza alomada
Body: Aluminium* Natural	Corps: Alliage d'aluminium* Brut	Hülse: Aluminium* Blank	Corpo: Lega di alluminio* Nessuna finitura	Cuerpo: Aluminio* Natural
Stem: Aluminium alloy** Natural	Tige: Alliage d'aluminium** Brut	Dorn: Aluminium** unbehandelt	Gambo: Lega di alluminio** Nessuna finitura	Vástago: Aluminio** Natural

*: BS 1473 5056A DIN 1725 AlMg5 Werkstoff 3.3555
**: BS 1473 2014A DIN 1725 AlCuSiMn Werkstoff 3.1255

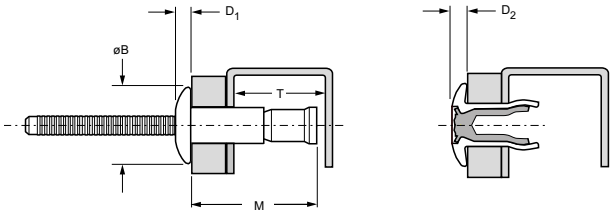

ø					M	øB	D_1	T	D_2			
nom. [mm]	min [mm]	max [mm]	min [mm]	max [mm]	max [mm]	max [mm]	max [mm]	min [mm]	max [mm]	kN	kN	Part No.
4.8	1.63	6.86	4.9	5.1	18.4	10.1	2.1	10.5	1.9	3.00	2.22	02774-00613
	1.63	11.10			24.1			13.0				02774-00617
6.4	2.03	9.53	6.6	7.0	24.6	13.4	2.9	13.0	2.7	6.00	4.22	02774-00817
	2.03	15.87			34.7			18.1				02774-00824
10.0	3.04	8	9.95	10.4	36.2	20.3	4.1	22.3	4.0	12.60	9.30	02774-01228

Note:
External stem locking feature requires special nose piece. / Le verrouillage extérieur de la tige nécessite d'un nez spécial. / Die Restdornverriegelung erfordert ein spezielles Mundstück. / Funzione di bloccaggio esterno del gambo richiede particolare nasello. / El bloqueo mecánico del vástago requiere de una sufridera especial.

AVDEL

Monobolt® 2764 Series



English	Français	Deutsch	Italiano	Español
Countersunk head	Tête fraisée	Senkkopf	Testa svasata	Cabeza avellanada
Body: Aluminium* Natural	Corps: Alliage d'aluminium* Brut	Hülse: Aluminium* Blank	Corpo: Lega di alluminio* Nessuna finitura	Cuerpo: Aluminio* Natural
Stem: Aluminium alloy** Natural	Tige: Alliage d'aluminium** Brut	Dorn: Aluminium** Unbehandelt	Gambo: Lega di alluminio** Nessuna finitura	Vástago: Aluminio** Natural

*: BS 1473 5056A DIN 1725 AlMg5 Werkstoff 3.3555
**: BS 1473 2014A DIN 1725 AlCuSiMn Werkstoff 3.1255

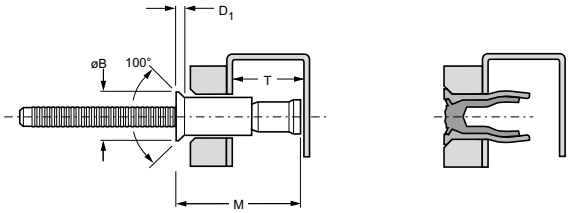

ø					M	øB	D_1	T			
nom. [mm]	min [mm]	max [mm]	min [mm]	max [mm]	max [mm]	max [mm]	max [mm]	min [mm]	kN	kN	Part No.
4.8	3.17	8.41	4.9	5.1	20.0	8.3	2.2	10.5	2.89	2.11	02764-00615
	3.17	12.22			26.3			13.5			02764-00619
6.4	3.17	12.07	6.6	7.0	27.2	10.1	2.4	13.0	6.00	4.22	02764-00821

Note:
External stem locking feature requires special nose piece. / Le verrouillage extérieur de la tige nécessite d'un nez spécial. / Die Restdornverriegelung erfordert ein spezielles Mundstück. / Funzione di bloccaggio esterno del gambo richiede particolare nasello. / El bloqueo mecánico del vástago requiere de una sufridera especial.

AVDEL

Monobolt® 2771 Series



English	Français	Deutsch	Italiano	Español
Protruding head	Tête bombée	Flachrundkopf	Testa tonda	Cabeza alomada
Body: Steel Zinc plated Clear trivalent passivated	Corps: Acier Revêtement zingué Passivation claire trivalente	Hülse: Stahl Verzinkt Klar chromatiert, Cr6-frei	Corpo: Acciaio Zincato Passivazione chiara trivalente	Cuerpo: Acero Zincado Pasivado claro trivalente
Stem: Carbon boron steel Zinc plated Clear trivalent passivated	Tige: Acier Revêtement zingué Passivation claire trivalente	Dorn: Stahl Verzinkt Klar chromatiert, Cr6-frei	Gambo: Acciaio Zincato Passivazione chiara trivalente	Vástago: Acero Zincado Pasivado claro trivalente

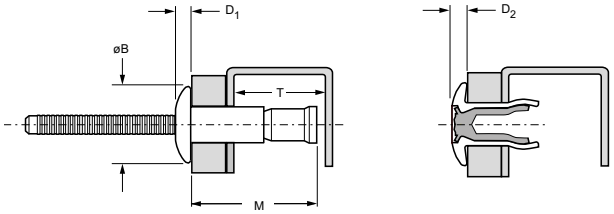

ø					M	øB	D_1	T	D_2			
nom. [mm]	min [mm]	max [mm]	min [mm]	max [mm]	max [mm]	max [mm]	max [mm]	min [mm]	max [mm]	kN	kN	Part No.
4.8	1.63	6.86	4.9	5.1	18.2	10.1	2.2	10.5	1.9	6.45	5.11	02771-00613
	1.63	11.10			24.5			13.5				02771-00617
6.4	2.03	9.53	6.6	7.0	23.7	13.4	2.9	12.2	2.7	11.78	10.45	02771-00817
	2.03	15.88			33.0			16.4				02771-00824
10.0	5	15.88	9.96	10.4	36.2	20.3	4.1	22.3	4.0	26.42	16.50	02771-01228

Note:
External stem locking feature requires special nose piece. / Le verrouillage extérieur de la tige nécessite d'un nez spécial. /
Die Restdornverriegelung erfordert ein spezielles Mundstück. / Funzione di bloccaggio esterno del gambo richiede particolare nasello. / El bloqueo mecánico del vástago requiere de una sufridera especial.

AVDEL

Monobolt® 2761 Series



English	Français	Deutsch	Italiano	Español
Countersunk head	Tête fraisée	Senkkopf	Testa svasata	Cabeza avellanada
Body: steel Zinc plated Clear trivalent passivated	Corps: Acier Revêtement zingué Passivation claire trivalente	Hülse: Stahl Verzinkt Klar chromatiert, Cr6-frei	Corpo: Acciaio Zincato Passivazione chiara trivalente	Cuerpo: Acero Zincado Pasivado claro trivalente
Stem: Carbon boron steel Zinc plated Clear trivalent passivated	Tige: Acier Revêtement zingué Passivation claire trivalente	Dorn: Stahl Verzinkt Klar chromatiert, Cr6-frei	Gambo: Acciaio Zincato Passivazione chiara trivalente	Vástago: Acero Zincado Pasivado claro trivalente

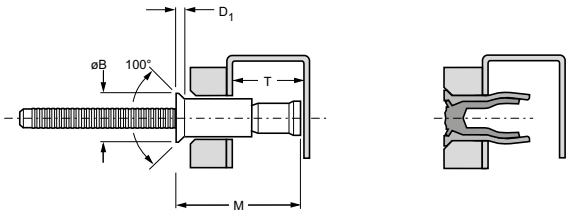

ø					M	øB	D_1	T			
nom. [mm]	min [mm]	max [mm]	min [mm]	max [mm]	max [mm]	max [mm]	max [mm]	min [mm]	kN	kN	Part No.
4.8	3.17	8.41	4.9	5.1	20.0	8.3	2.2	10.5	6.44	5.11	02761-00615
	3.17	12.22			26.3			13.5			02761-00619
6.4	3.17	12.07	6.6	7.0	26.4	10.1	2.4	12.2	11.78	10.45	02761-00821

Note:
External stem locking feature requires special nose piece. / Le verrouillage extérieur de la tige nécessite d'un nez spécial. /
Die Restdornverriegelung erfordert ein spezielles Mundstück. / Funzione di bloccaggio esterno del gambo richiede particolare nasello. / El bloqueo mecánico del vástago requiere de una sufridera especial.

AVDEL

Monobolt® 2711 Series



English	Français	Deutsch	Italiano	Español
Protruding head	Tête bombée	Flachrundkopf	Testa tonda	Cabeza alomada
Body:Stainless steel* Natural	Corps: Inox* Brut	Hülse: Edelstahl* Unbehandelt	Corpo: Acciaio inox* Nessuna finitura	Cuerpo: Acero inoxidable* Natural
Stem: Stainless steel* Natural	Tige: Inox* Brut	Dorn: Edelstahl* Unbehandelt	Gambo: Acciaio inox* Nessuna finitura	Vástago: Acero inoxidable* Natural

*: AISI 304

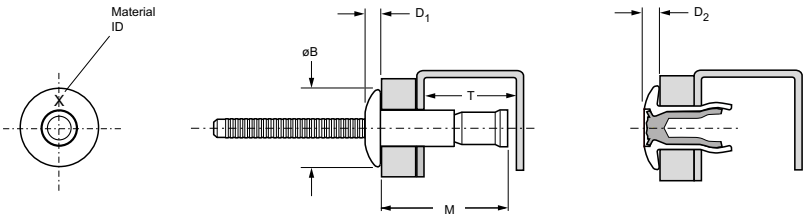

ø					M	øB	D_1	T	D_2			
nom. [mm]	min [mm]	max [mm]	min [mm]	max [mm]	max [mm]	max [mm]	max [mm]	min [mm]	max [mm]	kN	kN	Part No.
4.8	1.63	6.86	4.9	5.1	18.2	10.1	2.1	10.5	1.9	6.44	5.11	02711-00613
	1.63	11.10			24.5			13.5				02711-00617
6.4	2.03	9.53	6.6	7.0	23.7	13.4	2.9	12.2	2.7	11.78	10.45	02711-00817
	2.03	15.87			33.0			16.4				02711-00824

Note:
External stem locking feature requires special nose piece. / Le verrouillage extérieur de la tige nécessite d'un nez spécial. /
Die Restdornverriegelung erfordert ein spezielles Mundstück. / Funzione di bloccaggio esterno del gambo richiede particolare nasello. / El bloqueo mecánico del vástago requiere de una sufridera especial.

AVDEL

Monobolt® 2717 Series



English	Français	Deutsch	Italiano	Español
Protruding head	Tête bombée	Flachrundkopf	Testa tonda	Cabeza alomada
Body: A4 stainless steel* Natural	Corps: A4 Inox* Brut	Hülse: A4 Edelstahl* Unbehandelt	Corpo: A4 Acciaio inox* Nessuna finitura	Cuerpo: A4 Acero inoxidable* Natural
Stem: A4 stainless steel* Natural	Tige: A4 Inox* Brut	Dorn: A4 Edelstahl* Unbehandelt	Gambo: A4 Acciaio inox* Nessuna finitura	Vástago: A4 Acero inoxidable* Natural

*: 316 Grade

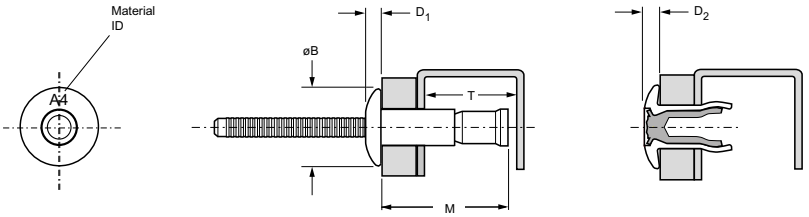

ø					M	øB	D_1	T	D_2			
nom. [mm]	min [mm]	max [mm]	min [mm]	max [mm]	max [mm]	max [mm]	max [mm]	min [mm]	max [mm]	kN	kN	Part No.
4.8	1.63	6.86	4.9	5.1	18.2	10.1	2.1	10.5	1.9	6.44	5.11	02717-00613
	1.63	11.10			24.5			13.5				02717-00617
6.4	2.03	9.53	6.6	7.0	23.7	13.4	2.9	12.2	2.7	13.20	10.45	02717-00817
	2.03	15.87			33.0			16.4				02717-00824

Note:
External stem locking feature requires special nose piece. / Le verrouillage extérieur de la tige nécessite d'un nez spécial. / Die Restdornverriegelung erfordert ein spezielles Mundstück. / Funzione di bloccaggio esterno del gambo richiede particolare nasello. / El bloqueo mecánico del vástago requiere de una sufridera especial.

AVDEL

Monobolt® 2721 Series



English	Français	Deutsch	Italiano	Español
Countersunk head	Tête fraisée	Senkkopf	Testa svasata	Cabeza avellanada
Body: Austenitic stainless steel* Bright	Corps: Inox austénitique* Poli	Hülse: Edelstahl* Blank	Corpo: Acciaio inox austenitico* Lucido	Cuerpo: Acero inoxidable austenítico* Pulido
Stem: Austenitic stainless steel* Natural	Tige: Inox austénitique* Brut	Dorn: Edelstahl* Unbehandelt	Gambo: Acciaio inox austenitico* Nessuna finitura	Vástago: Acero inoxidable austenítico* Natural

*: AISI 304, modified by addition of 3 - 4% copper

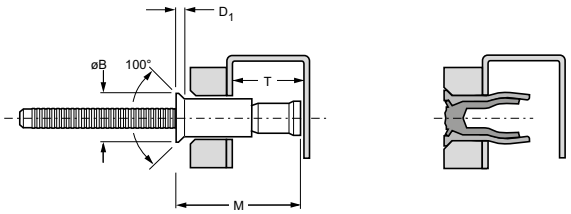

ø					M	øB	D_1	T			
nom. [mm]	min [mm]	max [mm]	min [mm]	max [mm]	max [mm]	max [mm]	max [mm]	min [mm]	kN	kN	Part No.
4.8	3.17	8.41	4.9	5.1	20.0	8.3	2.2	10.41	6.44	5.11	02721-00615
6.4	3.17	12.07	6.6	7.0	26.4	10.1	2.4	12.19	11.78	10.45	02721-00821

Note:
External stem locking feature requires special nose piece. / Le verrouillage extérieur de la tige nécessite d'un nez spécial. /
Die Restdornverriegelung erfordert ein spezielles Mundstück. / Funzione di bloccaggio esterno del gambo richiede particolare nasello. / El bloqueo mecánico del vástago requiere de una sufridera especial.

AVDEL

Interlock®

Multi-grip structural breakstem fasteners providing a fully sealed joint.

Features



Benefits

- Multi-grip capability accommodates wide variations in material thickness
- Compensates for irregular, oversized, slotted or misaligned holes
- Good sheet take-up performance for large gap closing capability
- High shear and tensile strength

Specifications

Sizes	4.8mm-10.0mm
Materials	Aluminium Steel Stainless Steel
Head styles	Protruding Countersunk

Assembly applications

- Automotive
- Cabinets and enclosures
- Commercial vehicles
- Domestic appliances
- Heating and ventilation

Typical placing sequence

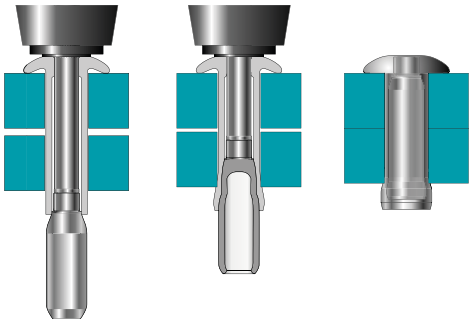



AVDEL

Interlock® BAPI Series



English	Français	Deutsch	Italiano	Español
Protruding head	Tête bombée	Flachrundkopf	Testa tonda	Cabeza alomada
Body: Aluminium alloy* (5% Mg) Natural	Corps: Alliage d'aluminium* (5% Mg) Brut	Hülse: Aluminium* (5% Mg) Blank	Corpo: Lega di alluminio* (5% Mg) Nessuna finitura	Cuerpo: Aluminio* (5% Mg) Natural
Stem: Aluminium alloy** Natural	Tige: Alliage d'aluminium** Brut	Dorn: Aluminium** Blank	Gambo: Lega di alluminio** Nessuna finitura	Vástago: Aluminio** Natural

*: BS 1473 5056 DIN 1725 AlMg5 Werkstoff 3.3555
**: 7178

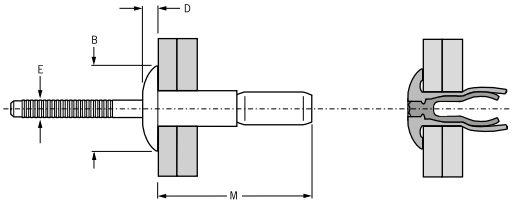

ø					M	øE	øB	D	kN		kN		
nom. [mm]	min [mm]	max [mm]	min [mm]	max [mm]	max [mm]	max [mm]	max [mm]	max [mm]	min.	typ.	min.	typ.	Part No.
	1.57	6.86			21.4								BAPI-06-04
4.8	5.44	11.10	4.93	5.18	22.3	3.1	10.2	2.3	2.6	3.33	2.00	2.22	BAPI-06-07
	1.57	11.10			24.8								BAPI-E06-07
	2.03	9.53			30.0								BAPI-08-06
6.4	8.89	15.88	6.63	7.01	33.1	4.2	13.5	3.0	5.7	6.22	3.69	4.00	BAPI-08-10
	2.03	15.88			35.6								BAPI-E08-10

AVDEL

Interlock® SSPI Series



English	Français	Deutsch	Italiano	Español
Protruding head	Tête bombée	Flachrundkopf	Testa tonda	Cabeza alomada
Body: Steel* Zinc plated	Corps: Acier* Revêtement zingué	Hülse: Stahl* verzinkt	Corpo: Acciaio* Zincati	Cuerpo: Acero* Zincado
Stem: Steel* Zinc plated Clear trivalent chromated	Tige: Acier* Revêtement zingué Passivation claire trivalente	Dorn: Stahl* verzinkt Klar chromatiert, Cr6-frei	Gambo: Acciaio* Zincati Passivazione chiara trivalente	Vástago: Acero* Zincado Passivado claro trivalente

*: BS 3111 Type 1 SAE 1038

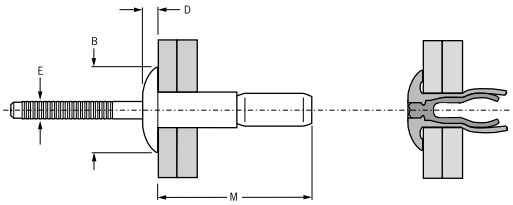

ø					M	øE	øB	D	kN		kN		
nom. [mm]	min [mm]	max [mm]	min [mm]	max [mm]	max [mm]	max [mm]	max [mm]	max [mm]	min.	typ.	min.	typ.	Part No.
4.8	1.57	6.86	4.93	5.18	18.2	3.10	10.2	2.3	5.78	2	4.44	4.67	SSPI-06-04
	5.44	11.10			23.0								SSPI-06-07
	1.57	11.10			25.5								SSPI-E06-07
	9.53	15.88			27.7								SSPI-06-10
6.4	2.03	9.53	6.63	7.01	30.0	4.11	13.5	3.0	11.12	13.34	8.22	8.90	SSPI-08-06
	8.89	15.88			33.7								SSPI-08-10
	2.03	15.88			36.2								SSPI-E08-10
10.0	3.05	15.88	9.96	10.39	39.4	6.12	19.6	4.4	26.68	7	17.79	3	SSPI-12-10

AVDEL

Interlock® SSCI Series



English	Français	Deutsch	Italiano	Español
Countersunk head	Tête fraisée	Senkkopf	Testa svasata	Cabeza avellanada
Body: Steel* Zinc plated Clear trivalent chromated	Corps: Acier* Revêtement zingué Passivation claire trivalente	Hülse: Stahl* verzinkt Klar chromatiert, Cr6-frei	Corpo: Acciaio* Zincati Passivazione chiara trivalente	Cuerpo: Acero* Zincado Pasivado claro trivalente
Stem: Steel* Zinc plated Clear trivalent chromated	Tige: Acier* Revêtement zingué Passivation claire trivalente	Dorn: Stahl* verzinkt Klar chromatiert, Cr6-frei	Gambo: Acciaio* Zincati Passivazione chiara trivalente	Vástago: Acero* Zincado Pasivado claro trivalente

*: BS 3111 Type 1 SAE 1038

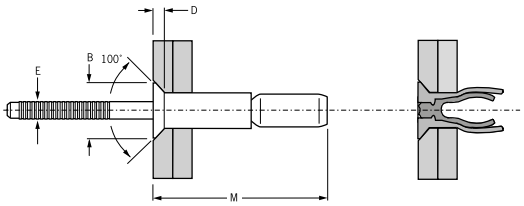

ø					M	øE	øB	D	kN		kN		
nom. [mm]	min [mm]	max [mm]	min [mm]	max [mm]	max [mm]	max [mm]	max [mm]	max [mm]	min.	typ.	min.	typ.	Part No.
4.8	3.18	8.41	4.85	5.10	20.2	3.1	8.8	1.78	5.78	7.34	4.00	4.45	SSCI-06-06
6.4	4.32	12.07	6.63	7.01	28.4	4.2	10.6	2.01	10.67	12.45	8.22	9.56	SSCI-08-08

Interlock® CCPI Series



English	Français	Deutsch	Italiano	Español
Protruding head	Tête bombée	Flachrundkopf	Testa tonda	Cabeza alomada
Body: Stainless steel*	Corps: Inox*	Hülse: Edelstahl*	Corpo: Acciaio inox*	Cuerpo: Acero inoxidable*
Stem: Stainless steel**	Tige: Inox**	Dorn: Edelstahl**	Gambo: Acciaio inox**	Vástago: Acero inoxidable**

*: 302 Series
**: 316 Series

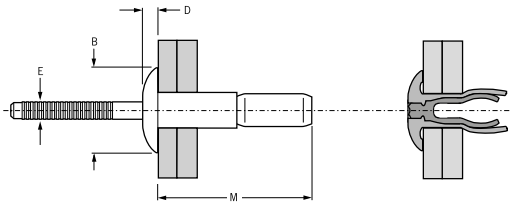

ø					M	øE	øB	D	kN		kN		
nom. [mm]	min [mm]	max [mm]	min [mm]	max [mm]	max [mm]	max [mm]	max [mm]	max [mm]	min.	typ.[1)]	min.	typ.[1)]	Part No.
	1.57	6.86			21.4								CCPI-06-04
4.8	5.44	11.10	4.93	5.18	23.0	3.1	10.2	2.3	5.78	6.89	4.44	4.67	CCPI-06-07
	1.57	11.10			25.5								CCPI-E06-07
	2.03	9.53			28.5								CCPI-08-06
	2.03	11.10			30.0								CCPI-08-07
6.4	8.89	15.88	6.63	7.01	33.7	4.2	13.5	3.0	10.67	11.79	8.22	9.12	CCPI-08-10
	2.03	15.88			36.4								CCPI-E08-10

AVDEL

Avibulb® XT & Avinox® XT

Avibulb® XT (steel) and Avinox® XT (stainless steel) are high performance structural breakstem fasteners with excellent bulbing tail formation, ideal for thin sheet materials.

Features



Benefits

- Multi-grip capability accommodates wide variations in material thickness
- High shear and tensile strength and high residual clamp load providing strong, vibration resistant joints
- Spreads the tail bearing load/clamp load on the rear sheet making it ideal for use in thin sheet materials
- Suitable also in softer materials
- Retained stem avoids damage, electrical problems or rattling caused by loose stems
- Single bulb setting in all grip thicknesses
- Stainless steel Avinox® XT for high corrosion resistance and applications requiring elevated temperature

Specifications

Sizes	6.4mm
Materials	Steel Stainless Steel
Head styles	Dome

Patent Protected

Assembly applications

- Automotive
- Truck and trailer
- Cabinets and enclosures
- Heating and ventilation
- Telecommunications
- Domestic appliances
- Renewable energies
- Industrial equipment

Typical placing sequence





AVDEL

Avibulb® XT BN01 Series



English	Français	Deutsch	Italiano	Español
Dome head	Tête plate	Flachrundkopf	Testa tonda	Cabeza alomada
Body: Low carbon steel* Zinc plated Clear trivalent passivated	Corps: Acier bas carbone* Revêtement zingué Passivation claire trivalente	Hülse: Stahl* Verzinkt Klar chromatiert, Cr6-frei	Corpo: Acciaio a basso tenore di carbonio* Zincato, Passivazione chiara trivalente	Cuerpo: Acero bajo en carbono* Zincado Pasivado claro trivalente
Stem: Medium carbon steel** Zinc plated Clear trivalent passivated	Tige: Acier au carbone** Revêtement zingué Passivation claire trivalente	Dorn: Stahl** Verzinkt Klar chromatiert, Cr6-frei	Gambo: Acciaio a medio tenore di carbonio** Zincato, Passivazione chiara trivalente	Vástago: Acero medio en carbono** Zincado Pasivado claro trivalente

*: C15C, Werkstoff 1.0234, EN 10263-2
**: C45RC, Werkstoff 1.1061, EN 10263-4

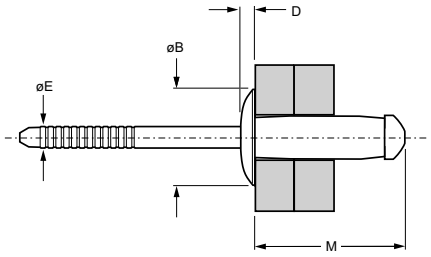

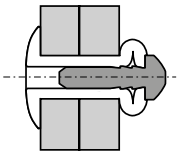

ø					M	øE	øB	D			
nom. [mm]	min [mm]	max [mm]	min [mm]	max [mm]	max [mm]	max [mm]	max [mm]	max [mm]	kN[1)]	kN	Part No.
6.4	1.5	5.5	6.6	7.0	17.3	4.87	13.4	3.1	11.10	6.80	0BN01-00816
	5.0	9.0			21.3						0BN01-00820

1) includes stem in shear plane, where applicable / Avec présence de la tige dans le plan de cisaillement / mit Restdorn in Scherebene, wo zutreffend / Include il gambo nel taglio piano, dove applicabile / Cuando esté incluido el vástago en la zona de cortadura

AVDEL

Avinox® XT BE61 Series



English	Français	Deutsch	Italiano	Español
Dome head	Tête plate	Flachrundkopf	Testa tonda	Cabeza alomada
Body: Stainless steel* Bright	Corps: Inox* Poli	Hülse: Edelstahl* Blank	Corpo: Acciaio inox* Lucido	Cuerpo: Acero inoxidable* Pulido
Stem: Stainless steel** Natural	Tige: Inox** Brut	Dorn: Edelstahl** Unbehandelt	Gambo: Acciaio inox** Nessuna finitura	Vástago: Acero inoxidable** Natural

*: BS 3111 394S17, BS 3111 321S31, Werkstoff 1.4567
**: AISI 321, AISI 304, Werkstoff 1.4541, Werkstoff 1.4301

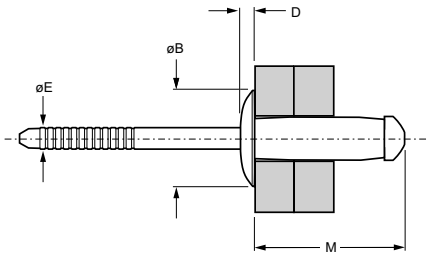

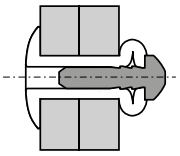

ø					M	øE	øB	D			
nom. [mm]	min [mm]	max [mm]	min [mm]	max [mm]	max [mm]	max [mm]	max [mm]	max [mm]	kN[1)]	kN	Part No.
6.4	1.5 5.0	5.5 9.0	6.6	7.0	16.8 20.8	4.93	13.4	3.1	14.30	8.00	0BE61-00815 0BE61-00819

1) includes stem in shear plane, where applicable / Avec présence de la tige dans le plan de cisaillement / mit Restdorn in Scherebene, wo zutreffend / Include il gambo nel taglio piano, dove applicabile / Cuando esté incluido el vástago en la zona de cortadura

Klamp-Tite®

Aluminium alloy rivet with a very large blind side bearing area. Ideal for use in thin sheet or low strength materials.

Features



Benefits

- Ideal for use in thin sheet materials offering high resistance to pull-out loads
- Multi-grip capability accommodates wide variations in material thickness
- Optional underhead washer provides a weather-proof seal
- All aluminium design for corrosion resistance

Specifications

Sizes	4.8mm-6.4mm
Materials	Aluminium
Head styles	Protruding

Assembly applications

- Container
- Cladding
- Commercial vehicles

Typical placing sequence

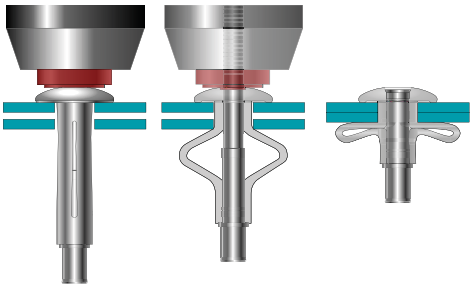



AVDEL

Klamp-Tite® BAPKTR Series



English	Français	Deutsch	Italiano	Español
Protruding head	Tête bombée	Flachrundkopf	Testa tonda	Cabeza alomada
Body: Aluminium alloy* Wax lubricated	Corps: Alliage d'aluminium* Lubrifié	Hülse: Aluminium* Gewachst	Corpo: Lega di alluminio* Lubrificato	Cuerpo: Aluminio* Lubricado
Stem: Aluminium alloy** Wax lubricated	Tige: Alliage d'aluminium** Lubrifié	Dorn: Aluminium** Gewachst	Gambo: Lega di alluminio** Lubrificato	Vástago: Aluminio** Lubricado

*: 5056 **: 7075

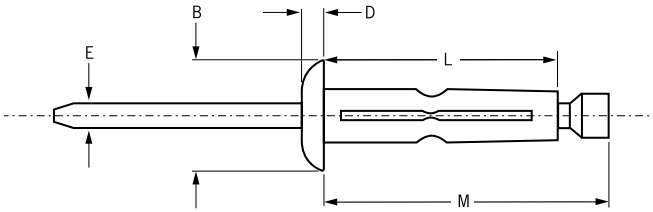

ø					L	M	øE	øB	D			
nom. [mm]	min [mm]	max [mm]	min [mm]	max [mm]	max [mm]	max [mm]	ref [mm]	ref [mm]	ref [mm]	kN	kN	Part No.
	1.27	6.35			22.7	26.5						BAPKTR-06-04
4.8	4.75	9.53	5.18	5.31	25.1	28.7	2.6	11.3	2.2	3.11	2.00	BAPKTR-06-06
	9.53	14.27			28.5	31.8						BAPKTR-06-09
6.4	1.52	6.35	6.40	6.65	23.5	33.1	3.4	14.2	2.9	5	3.11	BAPKTR-08-04
	4.75	9.53			26.7	36.1						BAPKTR-08-06

Note:
External stem locking feature requires special nose piece. / Le verrouillage extérieur de la tige nécessite d'un nez spécial. /
Die Restdornverriegelung erfordert ein spezielles Mundstück. / Funzione di bloccaggio esterno del gambo richiede particolare nasello. / El bloqueo mecánico del vástago requiere de una sufridera especial.

Option:
A synthetic rubber washer can be ordered to fit under protruding head fasteners e.g.: BAPKTR-06W-06
Une rondelle en caoutchouc disposée sous la tête peut être commandée ex : BAPKTR-06W-06
Flachrundkopf mit Unterkopf-Gummidichtung ist ebenfalls verfügbar, z.B. BAPKTR-06W-06
Testa tonda con una guarnizione di gomma e disponibile, p. e. BAPKTR-06W-06
Para el sellado de la cabeza hay una version con junta de goma sintética, p.ej: BAPKTR-06W-06

AVDEL

Avbolt®

High strength, tamper resistant, blind fastener designed for use in heavy duty structural applications. Combining the strength performance of lockbolts with the installation speed of a blind rivet.

Features



Benefits

- High shear and tensile strength for heavy duty applications
- Fast installation, ideal for areas with restricted access
- Special heat treatment for best tensile strength

Specifications

Sizes	4.8mm-16.0mm
Materials	Steel
Head styles	Dome

Assembly applications

- Renewable energies
- Commercial vehicles
- Truck and Trailer
- Construction
- Container
- Railway
- Mining
- Security fencing

Typical placing sequence

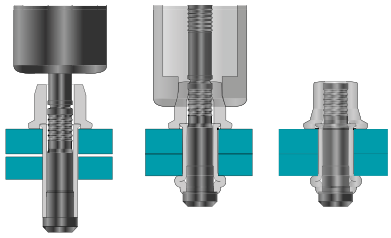



CASE STUDY

Ensuring Fast, Strong, Corrosion-Resistant Joints for Reliable Outdoor Assembly

Industry: Solar

Application: Torque Tube to Motor Flange Tube Assembly for Solar Trackers

Solution: Avdel® Avbolt® 5/16" (7.9mm) with BLC40PB-35

The torque tube joint connects multiple structural tube sections in single-axis solar trackers and experiences continuous torsional loading from wind and daily rotation. Given its high repetition on utility-scale projects, the fastening method must deliver structural integrity, installation efficiency, and long-term reliability to minimize total installed cost.

Previous Assembly Solution

The traditional solution used 12 bolt, and nut sets plus a hoop or clamp to secure each torque tube joint.

Customer Fastening Challenges

- High installation cost and long assembly time.
- Risk of loosening from wind vibration and daily tracker movement.
- Inconsistent torque control causes variable joint quality.
- Regular inspection or re-tightening over asset life.
- Limited accessibility along long torque tube assemblies.
- Need for a portable, battery-operated solution for outdoor work.





The Stanley® Engineered Fastening Solution

Engineered Fastening provided Avdel® Avbolt® 5/16" (7.9mm) fasteners with the BLC40PB-35 tool, delivering:

- High shear strength and consistent clamp load with vibration-resistant joint integrity.
- Single-sided installation improves field productivity.
- Faster assembly reduces labor time per joint.
- No re-torque or maintenance required.
- Corrosion-resistant for long-term outdoor use.
- Portable battery tool improves mobility.
- Switch from M10 metric to 5/16 in structural blind fasteners reduces joint size while preserving structural performance.

Avdel® Avbolt®

High strength, tamper resistant, blind fastener designed for use in heavy duty structural applications. Combining the strength performance of lockbolts with the installation speed of a blind rivet.



BLC40PB-35

Exceptional performance with cordless portability.

POWERED BY DEWALT



AVDEL

Avbolt® 21021 Series



English	Français	Deutsch	Italiano	Español
Dome head	Tête plate	Flachrundkopf	Testa tonda	Cabeza alomada
Body: Low carbon steel Zinc plated	Corps: Acier bas carbone Revêtement zingué	Hülse: Stahl Verzinkt	Corpo: Acciaio a basso tenore di carbonio Zincato	Cuerpo: Acero bajo en carbono Zincado
Stem: Low carbon steel Zinc coated	Tige: Acier bas carbone Revêtement zingué	Dorn: Stahl Verzinkt	Gambo: Acciaio a basso tenore di carbonio Zincato	Vástago: Acero bajo en carbono Zincado

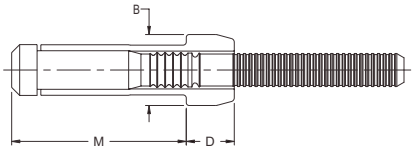

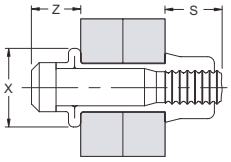

ø					øB	øD	øD[1]	M	X	Z			
nom. [mm]	min [mm]	max [mm]	min [mm]	max [mm]	max [mm]	max [mm]	max [mm]	max [mm]	nom [mm]	max [mm]	kN	kN	Part No.
	2.36	3.99						12.5					21021-00602
	3.99	5.59						14.1					21021-00603
	5.59	7.16						15.6					21021-00604
	7.16	8.76						17.2					21021-00605
	8.76	10.34						18.8					21021-00606
4.8	10.34	11.94	5.3	5.6	7.4	5.0	5.3	20.4	7.5	5.4	12.40	8.00	21021-00607
	11.94	13.51						22.0					21021-00608
	13.51	15.11						23.6					21021-00609
	15.11	16.69						25.2					21021-00610
	16.69	18.29						26.8					21021-00611
	18.29	19.89						28.3					21021-00612
	2.36	3.99						16.6					21021-00802
	3.99	5.59						18.2					21021-00803
	5.59	7.16						19.7					21021-00804
	7.16	8.76						21.3					21021-00805
	8.76	10.34						22.9					21021-00806
6.4	10.34	11.94	7.0	7.4	9.7	6.7	7.9	24.5		7.3	22.69	14.46	21021-00807
	11.94	13.51						26.1					21021-00808
	13.51	15.11						27.7					21021-00809
	15.11	16.69						29.3					21021-00810
	16.69	18.29						30.9					21021-00811
	18.29	19.89						32.4					21021-00812
	4.78	7.95						23.4					21021-01004
	7.95	11.13						26.5					21021-01006
	11.13	14.30						29.7					21021-01008
8.0	14.30	17.48	8.8	9.4	12.4	8.7	9.2	32.9	12.3	9.1	36.47	23.57	21021-01010
	17.48	20.65						36.1					21021-01012
	20.65	23.83						39.2					21021-01014
	23.83	26.97						42.4					21021-01016

Avbolt® 21001 Series



English	Français	Deutsch	Italiano	Español
Dome head	Tête plate	Flachrundkopf	Testa tonda	Cabeza alomada
Body: Low carbon steel Zinc plated	Corps: Acier bas carbone Revêtement zingué	Hülse: Stahl Verzinkt	Corpo: Acciaio a basso tenore di carbonio Zincato	Cuerpo: Acero bajo en carbono Zincado
Stem: Low carbon steel Zinc coated	Tige: Acier bas carbone Revêtement zingué	Dorn: Stahl Verzinkt	Gambo: Acciaio a basso tenore di carbonio Zincato	Vástago: Acero bajo en carbono Zincado

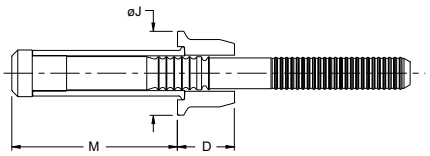

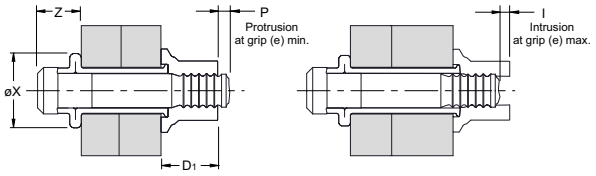

ø					øB	øD	øD¹	M	X	Z			
nom. [mm]	min [mm]	max [mm]	min [mm]	max [mm]	max [mm]	max [mm]	ref [mm]	max [mm]	nom [mm]	max [mm]	kN	kN	Part No.
10	4.78	7.95	10.5	11.0	18.8	12.7	14.5	25.1	15.5	9.6	45.00	32.25	21001-01204
	7.95	11.13						28.3					21001-01206
	9.54	12.72						30.1					21001-01207
	11.13	14.30						31.5					21001-01208
	14.30	17.48						34.7					21001-01210
	17.48	20.65						37.8					21001-01212
	20.65	23.83						41.0					21001-01214
	23.83	27.00						44.2					21001-01216
	27.00	30.18						47.4					21001-01218
	30.18	33.35						50.5					21001-01220
12.7	6.38	9.55	13.9	14.8	24.3	15.0	16.1	31.9	20.6	13.2	90.00	57.00	21001-01604
	9.55	12.73						35.0					21001-01606
	12.73	15.90						38.2					21001-01608
	15.90	19.08						41.4					21001-01610
	19.08	22.25						44.6					21001-01612
	22.25	25.43						47.7					21001-01614
	25.43	28.60						50.9					21001-01616
	28.60	31.78						54.1					21001-01618
	31.78	34.95						57.2					21001-01620
	34.95	38.13						60.3					21001-01622
	38.13	41.30						63.4					21001-01624
16.0	6.35	12.70	17.5	18.5	29.5	17.5	20.1	39.4	25.4	16.1	129.00	91.19	21001-02004
	12.70	19.05						45.7					21001-02008
	19.05	25.40						52.1					21001-02012
	25.40	31.75						58.4					21001-02016
	31.75	38.10						64.8					21001-02020


STANLEY
AV®20



Section 2

Blind Rivet Installation Tools

Blind Rivet Installation Tools

Versatile by Design, Precise by Engineering

At Stanley® Engineered Fastening, we understand that no two applications are the same.
That's why we offer a comprehensive range of installation tools to complement our extensive portfolio of blind rivets. From lightweight, easy-to-use hand tools for occasional use to sophisticated battery-powered tools capable of integration with MES systems for data processing, our product range caters to diverse industrial applications across all sectors. Whatever your POP® or Avdel® riveting requirements, we have purpose-built tools designed for maximum efficiency and reliability.



Hand operated tools



Pneumatic/ hydraulic tools



Battery-powered tools



Tools with process monitoring

Delivering Value Through Continuous Production Uptime, With Maximum Safety In Mind

Our tools are designed in-house, crafted by an engineering team that combines decades of hands-on experience with the practical expertise that only comes from solving real-world fastening challenges. Through extensive in-house testing protocols that exceed industry standards, our tools offer superior duty life that consistently outperforms competitors. When you select a tool from Stanley® Engineered Fastening, you ensure maximum uptime and optimal safety, allowing your industrial team to focus on what matters most -maintaining production flow without interruption.

The design of our industrial fastening tools incorporates critical performance factors including ergonomic comfort for extended use periods, exceptional durability through high-quality materials and innovative alloys, efficient heat dissipation to prevent overheating, comprehensive safety features to reduce operator fatigue, and robust serviceability to minimize maintenance downtime.

This superior durability translates directly to cost savings - fewer replacement tools required for the same job means reduced expenditure and less environmental waste. Our commitment to your productivity is further supported through excellent customer service, comprehensive warranty support, rigorous quality assurance with international certifications including CE & UKCA markings, preventative maintenance protocols, and up to two years standard warranty when registered.



Advanced riveting tools provide comprehensive quality control; counting rivets, detecting incorrect components, identifying improper hole sizes, and ensuring tight, secure assemblies through automated error-proofing.

How To Reduce Your Total Cost Of Ownership With Battery-Powered Tools

With modern manufacturing demands for faster installations, optimized production, and greater efficiencies, the shift toward battery-powered tools for installing blind rivets represents a significant advancement. These tools not only improve productivity and operator safety but also reduce energy consumption while enabling connectivity with data analytics platforms, IoT systems, and Industry 4.0 technologies — establishing the foundation for tomorrow's manufacturing environments.

Battery-powered tools substantially decrease your operating costs, downtime, maintenance requirements, and often-overlooked indirect costs through:

- Elimination of compressed air costs: Save up to 10% on electricity consumption and eliminate the 30% typical air loss from leakage.
- Enhanced productivity: Superior ergonomics and manoeuvrability without restricting air hoses improve efficiency across all work environments.
- Improved workplace safety: Reduced hazards from hose entanglement, less noise, and lower vibration decrease operator fatigue and improve safety.
- Advanced technological capabilities: Digital interfaces provide real-time feedback with customizable settings that enhance precision and efficiency.
- Reduced environmental impact: Zero-emission operation supports sustainability goals while improving operational performance.

COMPARABLE #TOOLS IN DUTY CYCLE

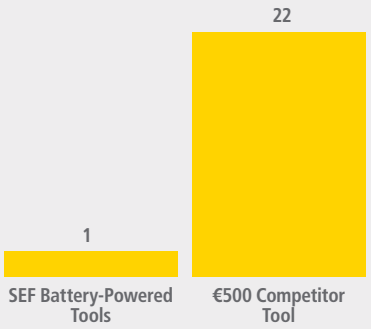

ACCELERATED DUTY LIFE COMPARISON*



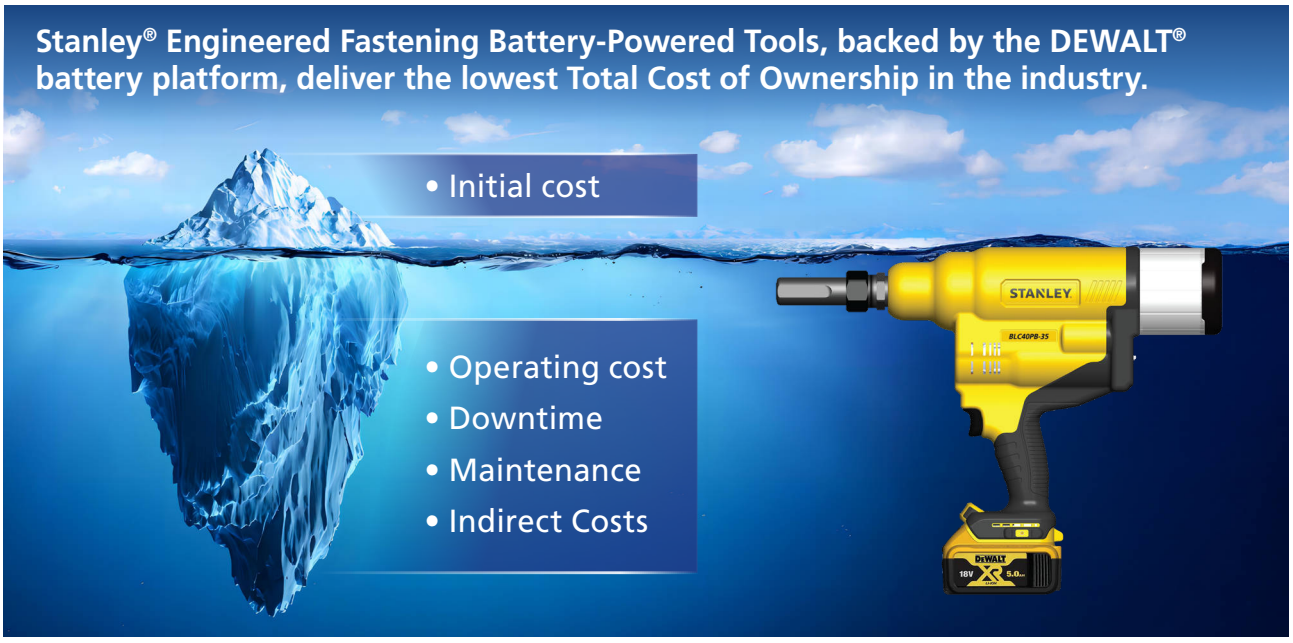

In the following pages, you will discover our comprehensive range of installation tools for POP® and Avdel® rivets. Use the reference tables to quickly identify the best tool for your specific application, or contact our team to connect with one of our experienced application engineers who can provide personalized recommendations and support.

				BATTERY TOOLS								PNEUMATIC TOOLS						HYDRAULIC TOOLS				
BRAND	TYPE	NOM Ø (mm)	NOM Ø (inch)	DCF403	DCF414	ProSet® PB2500	ProSet® PB3400	PB2500Smart	BR12PP-8	BRF30PB-20	BLC40PB-35	ProSet® XT1	ProSet® XT2	ProSet® XT3	ProSet® XT4	73200	7287	AV®5	AV®10	AV®15	AV®20	AV®25
POP®	OPEN END	2.4	3/32	●		○		○	○			●										
POP®	OPEN END	3.0				●		●	●			●	●									
POP®	OPEN END	3.2	1/8	●		●		●	●			●	●									
POP®	OPEN END	4.0	5/32	●		●		●	●			●	●	●	●							
POP®	OPEN END	4.8	3/16	●	●	●	●	●	●	●			●	●	●							
POP®	OPEN END	6.4	1/4		●		●			●				●	●							
POP®	SOFT SET	2.5				○		○	○			●										
POP®	SOFT SET	3.0				●		●	●			●	●									
POP®	SOFT SET	3.2	1/8			●		●	●			●	●									
POP®	SOFT SET	4.0	5/32			●		●	●			●	●	●	●							
POP®	MICRO	2.0										○										
POP®	PULL-THRU	3.0				○		○	○			●	●									
POP®	CLOSED END	3.2	1/8	●		○		○	○			●	●									
POP®	CLOSED END	4.0	5/32	●		○		○	○			●	●	●	●							
POP®	CLOSED END	4.8	3/16	●	●	○	○	○	○	○			●	●	●							
POP®	CLOSED END	6.4	1/4		●		○			○				●	●							
AVDEL®	AVEX®	3.0				●		●	●			●	●									
AVDEL®	AVEX®	3.2	1/8			●		●	●			●	●									
AVDEL®	AVEX®	4.0	5/32			●		●	●			●	●	●	●							
AVDEL®	AVEX®	4.8	3/16			●	○	●	●	○			●	●	●							
AVDEL®	AVEX®	6.4	1/4				●			●				●	●							
AVDEL®	STAVEX®	3.2	1/8			●		●	●			●	●									
AVDEL®	STAVEX®	4.0	5/32			●		●	●				●	●	●							
AVDEL®	STAVEX®	4.8	3/16			●	○	●	●	○			●	●	●							
AVDEL®	STAVEX®	6.4	1/4				●			●				○	○							
POP®	VGrip®	4.0	5/32			●		●	●													
POP®	VGrip®	4.8	3/16			●	●	●	●	●			●									
POP®	VGrip®	6.4	1/4				●			●												
AVDEL®	AVIBULB®	3.2	1/8			●		●	●			●	●									
AVDEL®	AVIBULB®	4.0	5/32			●		●	●				●	●	●							
AVDEL®	AVIBULB®	4.8	3/16			○	○	○	○	○			●	●	●							
AVDEL®	AVIBULB®	6.0					●			●				●	●							
AVDEL®	AVINOX®	3.2	1/8			●		●	●			●	●									
AVDEL®	AVINOX®	4.0	5/32			●		●	●				●	●	●							
AVDEL®	AVINOX®	4.8	3/16			○	○	○	○	○			●	●	●							
AVDEL®	AVINOX®	6.0					●			●				●	●							
POP®	GROOVED	3.4				●		●	●			●	●									
POP®	GROOVED	4.2				●		●	●				●	●	●							
POP®	GROOVED	5.0					●			●				●	●							
AVDEL®	LSR / BULBEX®	3.2	1/8			●		●	●			●	●									
AVDEL®	LSR / BULBEX®	4.0	5/32			●		●	●			●	●	●	●							
AVDEL®	LSR / BULBEX®	4.8	3/16			●	○	●	●	○			●	●	●							
POP®	PEEL RIVET	3.2	1/8			●		●	●				●									
POP®	PEEL RIVET	4.0	5/32			●		●	●				●									
POP®	PEEL RIVET	4.8	3/16			●	●	●	●	●			●									
AVDEL®	T-LOK®	4.3				●		●	●				●	●	●							
AVDEL®	T-LOK®	4.8	3/16			●	○	●	●	○			○	●	●							
AVDEL®	AVEX® SPLINED	4.0	5/32			●		●	●			●	●	●	●							
AVDEL®	AVEX® SPLINED	4.8	3/16			●	○	●	●	○			●	●	●							
AVDEL®	EARTH TAB RIVET	4.0	5/32			●		●	●				●	●	●							
AVDEL®	HEMLOK®	6.4	1/4				●				○			○	○	○	○	○				
AVDEL®	MONOBOLT®	4.8	3/16			○	○	○	○	○			○	○								
AVDEL®	MONOBOLT®	6.4	1/4				○			○				○			○	○				
AVDEL®	MONOBOLT®	10.0	3/8								○					○	○	○				
AVDEL®	AVIBULB® XT	6.4	1/4				○			○				○	○							
AVDEL®	AVINOX® XT	6.4	1/4				○			○				○	○							
AVDEL®	INTERLOCK®	4.8	3/16			○	○	○	○	○			●	●								
AVDEL®	INTERLOCK®	6.4	1/4				●			●				○			○					
AVDEL®	INTERLOCK®	10.0	3/8								○					○	○					
AVDEL®	KLAMP-TITE®	4.8	3/16			●	○	●	●	○			○	○								
AVDEL®	KLAMP-TITE®	6.4	1/4				○			○				○								
AVDEL®	AVBOLT®	4.8	3/16											○	○	○	○	○				
AVDEL®	AVBOLT®	6.4	1/4								○				○	○	○	○				
AVDEL®	AVBOLT®	8.0	5/16								○					○	○	○	○			
AVDEL®	AVBOLT®	10.0	3/8																○			
AVDEL®	AVBOLT®	12.7	1/2																	○	○	○
AVDEL®	AVBOLT®	16.0	5/8																			○

● Placing capability complete tool ○ Requires additional nose assembly /nose tip * All standard product can be placed with the PB3400.

*Any product highlighted with * in the table, may have specials where the mandrel length exceeds 55mm. These cannot be placed with this tool*

STANLEY
Assembly Technologies

BRF30PB-20

Battery Powered Process Monitoring Blind Rivet Tool

Features

Force and distance monitoring
up to 16 jobs to catch assembly problems before they leave the cell

Industry leading connectivity
Directly supports Open Protocol, Modbus, ToolsNet, XML and PFCS



Onboard display
for configuration and application observation

- **Standalone or MES integrated**

Advanced error proofing
including batch counting. Stores 30,000 fastening curves and rundowns

Benefits

- Improved reputation from improved quality
- Widely available DEWALT® Battery platform
- Low weight ergonomic design

Specifications

Pull Force (kN)	20
Stroke (mm)	30
Length (mm)	323
Height (mm)	297
Tool Weight (kg)	2.39 (with 2Ah battery)
Power Source	DEWALT® 18V DC (20V Max) Li-Ion

Kit Options

BRF30PB-20-QW0000	BRF30PB-20 BARE TOOL
BRF30PB-20-QW1822	BRF30PB-20 - KITTED EU1 TOOL
BRF30PB-20-GB1822	BRF30PB-20 - KITTED GB TOOL

BRF30PB-20-QW1822 Kit Includes:

- 1 X BRF30PB-20 Rivet Tool
- 2 X 18V XR 2.0Ah DEWALT® Batteries
- 1 X DEWALT® Charger
- 1 X 4.8mm (3/16”), 6.0mm (15/64”), 6.4mm (1/4”) & 6.4mm Monobolt Nose Pieces

Applications

- Elevator applications
- Electrical Switchgear
- Seating, airbag and passenger safety
- Soft top and truck bed installation
- Trailer, bus, and coach ancillaries



POWERED BY DEWALT 18V XR

©2023 Stanley® Engineered Fastening. All Rights Reserved. 09.18.2023 The following are examples of trademarks for one or more DEWALT® power tools and accessories: the yellow and black colour scheme; the “D”-shaped air intake grill; the array of pyramids on the handgrip; the kit box configuration; and the array of lozenge-shaped humps on the surface of the tool.

STANLEY
Assembly Technologies

BR12PP-8

Battery Powered Process Monitoring Blind Rivet Tool

Features



Benefits

- Improved reputation from improved quality
- Widely available DEWALT® Battery platform
- Benefits enabled when using the Stanley QBE and SC Controller:
  - Fieldbus communication (Profibus, Profinet, Devicenet, Ethernet IP)
  - Enables automotive error proofing standards of communication

POWERED BY DEWALT 18V XR

©2023 Stanley® Engineered Fastening. All Rights Reserved. 09.18.2023 The following are examples of trademarks for one or more DEWALT® power tools and accessories: the yellow and black colour scheme; the "D"-shaped air intake grill; the array of pyramids on the handgrip; the kit box configuration; and the array of lozenge-shaped humps on the surface of the tool.

Specifications

Pull Force (kN)	8
Stroke (mm)	20
Length (mm)	303
Height (mm)	316
Tool Weight (kg)	1.75 (without battery)
Power Source	DEWALT® 18V DC (20V Max) Li-Ion

Kit Options

BR12PP-8	BR12PP-8 BARE TOOL
BR12PP-8-EU1B	BR12PP-8 (EU1 VERSION) WITH BARCODE
BR12PP-8-QW1832EU1	BR12PP-8 (EU1 VERSION)
BR12PP-8-GB1832-B	BR12PP-8 (GB VERSION) WITH BARCODE
BR12PP-8-GB1832	BR12PP-8 (GB VERSION)

BR12PP-8 Kit Includes:

- 1 X BR12PP-8 Rivet Tool
- 2 X 18V XR 2.0Ah DEWALT® Batteries
- 1 X DEWALT® Charger
- 1 X 4.8mm (3/16")

Applications

- Elevator applications
- Electrical Switchgear
- Seating, airbag and passenger safety
- Soft top and truck bed installation
- Trailer, bus, and coach ancillaries



STANLEY
Assembly Technologies

PB2500Smart

Battery Powered Process Monitoring Blind Rivet Tool

Features

- **Proven robust design** PB2500 Smart builds on the well proven capabilities, quality, and robustness of the original PB2500 tool

Installs 1,100 steel 4.8mm (3/16") blind rivets with a single charge, using a 2.0Ah battery

Quick release nose housing and jaw guide, quick slide battery installation, LED light to ensure clear line of sight to the application



18V XR technology Part of the 18V XR system of 250+ tools

Built in touch screen allows the process monitoring system to be easily set up and used

Benefits

- Enhances operator mobility, enabling them to move easily around applications without the constraints and hazards of a compressed air line
- On-board process monitoring system includes OK / NOT OK (NOK/KO) notification for each rivet installation
- 500,000 placing curves setting results storage capacity

POWERED BY DEWALT 18V XR

©2023 Stanley® Engineered Fastening. All Rights Reserved. 09.18.2023 The following are examples of trademarks for one or more DEWALT® power tools and accessories: the yellow and black colour scheme; the "D"-shaped air intake grill; the array of pyramids on the handgrip; the kit box configuration; and the array of lozenge-shaped humps on the surface of the tool.

Specifications

Pull Force (kN)	8.5
Stroke (mm)	25
Length (mm)	341
Height (mm)	241
Tool Weight (kg)	1.8 (with 2Ah battery)
Power Source	DEWALT® 18V DC (20V Max) Li-Ion

Kit Options

PB2500S-QW0000	PB2500S-QW0000 BARE TOOL
PB2500S-QW1822	PB2500S SMART TOOL - EU
PB2500S-GB1822	PB2500S SMART TOOL - GB

PB2500S-QW1822 Kit Includes:

- 1 X PB2500Smart Rivet Tool
- 2 X 18V XR 2.0Ah DEWALT® Batteries
- 1 X DEWALT® Charger
- 1 X Plastic Kitbox
- 1 X 2.4, 3.2, 4.0, 4.8mm Nose Pieces

Applications

- Elevator applications
- Electrical Switchgear
- Seating, airbag and passenger safety
- Soft top and truck bed installation
- Trailer, bus, and coach ancillaries



STANLEY
Assembly Technologies

BLC40PB-35

Cordless Lockbolt Tool

Features

Versatile tool
Installs both blind rivet and non-blind rivet structural lockbolt fasteners

Easy to use
Tool-free anvil and nose housing removal and assembly, quick-slide battery installation

- **Enhanced tool life**
  Up to 4 times more life versus competition

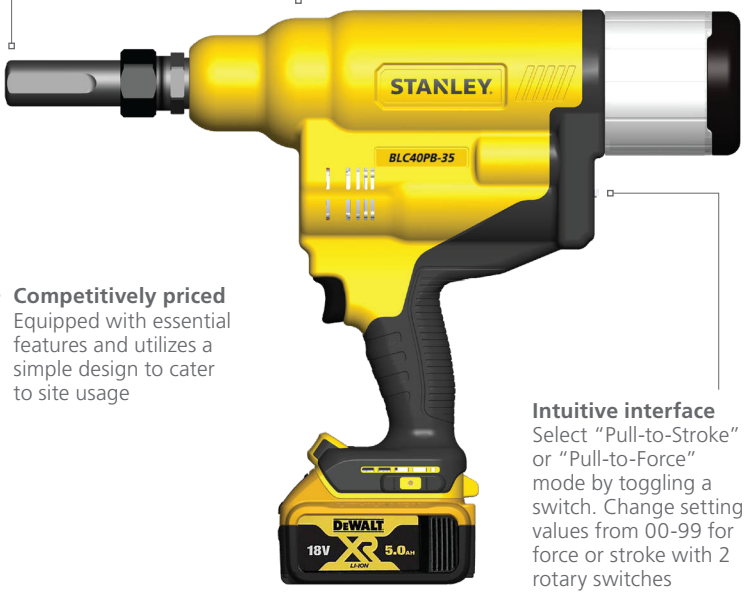

- **Competitively priced**
  Equipped with essential features and utilizes a simple design to cater to site usage

Intuitive interface
Select "Pull-to-Stroke" or "Pull-to-Force" mode by toggling a switch. Change setting values from 00-99 for force or stroke with 2 rotary switches

Benefits

- An alternative to hydraulic tool solutions that require a generator, hydraulic pump unit, and long hoses with a handheld battery solution
- Decreases infrastructure complexity, lowering LCOE (Levelized Cost of Energy)
- One-stop solution: Simplifies inventory management, service, and support by leveraging the single-source tool and fastener solution offering

POWERED BY DEWALT 18V XR

©2023 Stanley® Engineered Fastening. All Rights Reserved. 09.18.2023 The following are examples of trademarks for one or more DEWALT® power tools and accessories: the yellow and black colour scheme; the "D"-shaped air intake grill; the array of pyramids on the handgrip; the kit box configuration; and the array of lozenge-shaped humps on the surface of the tool.

Specifications

Pull Force (kN)	35
Stroke (mm)	40
Length (mm)	361
Height (mm)	284
Tool Weight (kg)	4.7 (without battery)
Power Source	DEWALT® 18V DC (20V Max) Li-Ion

Kit Options

BLC40PB-35-QW0000	BLC40PB-35 BASE TOOL EU
BLC40PB-35-QW1842	BLC40PB-35 KITTED TOOL EU
BLC40PB-35-GB1842	BLC40PB-35 KITTED TOOL GB

BLC40PB-35-QW1842 Kit Includes:

- 1 X BLC40PB-35 Rivet Tool
- 2 X 18V XR 4.0Ah DEWALT® Batteries
- 1 X DEWALT® Charger
- 1 x Shoulder Strap
- 1 x Harness
- 1 x Screwdriver

Applications

- Tracker Torque Tubes assembly
- Torque Tube – Bearing Housing Brackets
- Cross Bars to Torque Tube Assembly
- Blind Structural Assemblies
- HECV/Ground Transportation - Blind High-Strength Assemblies
- Shipbuilding – Cabin Construction



STANLEY
Assembly Technologies

ProSet® PB2500

Battery Tool for Blind Rivets

Features

Powerful, fast & lightweight
cordless tool designed to place blind rivets up to ø 4.8mm (3/16")

Capable
of placing up to 1,200 ø 4.8mm rivets per charge (2.0 Ah battery)



Versatile
Integrated nose piece & housing including rivet holding mechanism to allow use of tool in any direction - even upside down

Durable
brushless Power Source that requires minimal maintenance reducing maintenance intervals & costs

- **Improved productivity** through speed of placement, lowering total installation costs

Benefits

- Lightweight tool with excellent ergonomics, great strength and features
- Ensures high productivity to improve your return on investment with very low installation cost
- 18V XR TECHNOLOGY
  Part of the 18V XR system of 250+ tools

Specifications

Pull Force (kN)	8.5
Stroke (mm)	25
Length (mm)	320
Height (mm)	240
Tool Weight (kg)	1.7 (with 2Ah battery)
Power Source	DEWALT® 18V DC (20V Max) Li-Ion

Kit Options

11016025	PB2500TL-QW BATTERY PB2500-QW183 1 x 2.0Ah Battery (EU)
11016023	PB2500TL-GB BATTERY PB2500-GB183 1 x 2.0Ah Battery (GB)
11016027	PB2500-QW-B-KIT (Bare Tool)

11016025 Kit Includes:

- 1 X PB2500 Rivet Tool
- 1 X 18V XR 2.0Ah DEWALT Batteries
- 1 X DEWALT® Charger
- 1 X Plastic Kitbox
- 1 X 2.4, 3.2, 4.0, 4.8mm Nose Pieces

Applications

- Construction
- HVAC
- Metal shop
- General joinery
- Industrial manufacturing



POWERED BY DEWALT 18V XR

©2023 Stanley® Engineered Fastening. All Rights Reserved. 09.18.2023 The following are examples of trademarks for one or more DEWALT power tools and accessories: the yellow and black colour scheme; the "D"-shaped air intake grill; the array of pyramids on the handgrip; the kit box configuration; and the array of lozenge-shaped humps on the surface of the tool.

STANLEY
Assembly Technologies

ProSet® PB3400

Battery Tool for Structural Blind Rivets

Features

Easy
Tool free, quick release nose housing and jaw guide removal

Powerful, fast & lightweight
cordless tool designed to place blind rivets up to ø 6.4mm (1/4")



Versatile
Integrated nose piece & housing including rivet holding mechanism to allow use of tool in any direction - even upside down

Durable
brushless motor that requires minimal maintenance reducing maintenance intervals & costs

- **Improved productivity** through speed of placement, lowering total installation costs

Benefits

- Lightweight tool with excellent ergonomics, great strength and features
- Ensures high productivity to improve your return on investment with very low installation cost
- 18V XR TECHNOLOGY
  Part of the 18V XR system of 250+ tools

Specifications

Pull Force (kN)	18
Stroke (mm)	30
Length (mm)	336
Height (mm)	255
Tool Weight (kg)	2.42 (with 4Ah battery)
Power Source	DEWALT® 18V DC (20V Max) Li-Ion

Kit Options

34001	PB3400TL-EU FULL KIT PB3400-QW1822 2 x 4.0Ah Battery (EU)
34002	PB3400TL-EU FULL KIT PB3400-QW1822 2 x 4.0Ah Battery (EU)
11016135	PB3400-QW-B-KIT (Bare Tool)

34001 Kit Includes:

- 1 X PB3400 Rivet Tool
- 2 X 18V XR 4.0Ah DEWALT Batteries
- 1 X DEWALT® Charger
- 1 X Plastic Kitbox
- 1 X 4.8, 6.4mm Nose Pieces

Applications

- Construction
- HVAC
- Metal shop
- General joinery
- Industrial manufacturing



POWERED BY DEWALT 18V XR

©2023 Stanley® Engineered Fastening. All Rights Reserved. 09.18.2023 The following are examples of trademarks for one or more DEWALT power tools and accessories: the yellow and black colour scheme; the "D"-shaped air intake grill; the array of pyramids on the handgrip; the kit box configuration; and the array of lozenge-shaped humps on the surface of the tool.

DCF403

Battery Powered 4.8mm Rivet Tool

Features

Tool-Free Nose Piece changes for ease of use. Includes 2.4, 3.2, 4.0 & 4.8mm nose pieces

10kN pulling force and 25mm stroke length for fastening rivets in one go



Onboard storage for additional nose pieces & mandrel collection

Bright LED illuminates work area for use in poorly lit applications

18V XR technology Part of the 18V XR system of 250+ tools

Benefits

- Install aluminium, steel, and stainless-steel blind rivets up to 4.8mm (3/16") with the Battery Powered 4.8mm (3/16") Rivet Tool
- Brushless motor delivers up to 10KN of pulling force and has the capability to pull up to 800 rivets for 4.8mm (3/16") stainless steel per charge
- A tool-free nose piece change and on-board nose piece storage help to maximise productivity on the jobsite

POWERED BY DEWALT 18V XR

©2023 Stanley® Engineered Fastening. All Rights Reserved. 09.18.2023 The following are examples of trademarks for one or more DEWALT® power tools and accessories: the yellow and black colour scheme; the "D"-shaped air intake grill; the array of pyramids on the handgrip; the kit box configuration; and the array of lozenge-shaped humps on the surface of the tool.

Specifications

Pull Force (kN)	10
Stroke (mm)	25
Length (mm)	268
Height (mm)	219
Tool Weight (kg)	1.6 (without battery)
Power Source	DEWALT® 18V DC (20V Max) Li-Ion

Kit Options

DCF403-B-EU	Bare Unit, TSTAK Kitbox
DCF403-2XR-QW	DCF403 kit with 2 x 2.0Ah XR battery – EU
DCF403-2XR-GB	DCF403 kit with 2 x 2.0Ah XR battery – UK

DCF403-2XR Kit Includes:

- 1 X DCF403 Rivet Tool
- 2 X 18V XR 2.0Ah DEWALT® Batteries
- 1 X XR 2.0Ah DEWALT® Charger
- 1 X TSTAK Kitbox
- 1 X 2.4, 3.2, 4.0, 4.8mm Nose Pieces

Applications

- Construction
- HVAC
- Metal shop
- General joinery
- Industrial manufacturing



DCF414

Battery Powered 6.4mm Rivet Tool

Features



Benefits

- Install aluminium, steel, and stainless-steel blind rivets up to 6.4mm (1/4") with the Battery Powered 6.4mm (1/4") Rivet Tool
- Brushless motor delivers up to 20KN of pulling force and has the capability to pull up to 300 6.4mm (1/4") stainless steel rivets per charge
- A tool-free nose piece change and on-board nose piece storage help to maximise productivity on the jobsite

Specifications

Pull Force (kN)	20
Stroke (mm)	30
Length (mm)	268
Height (mm)	219
Tool Weight (kg)	1.6 (without battery)
Power Source	DEWALT® 18V DC (20V Max) Li-Ion

Kit Options

DCF414-B-EU	Bare Unit, TSTAK Kitbox
DCF414-2PS-QW	DCF403 kit with 2 x 2.0Ah XR battery – EU
DCF414-2PS-GB	DCF403 kit with 2 x 2.0Ah XR battery – UK

DCF414-2PS Kit Includes:

- 1 X DCF414 Rivet Tool
- 2 X 18V PS 1.7Ah DEWALT® Batteries
- 1 X DEWALT® Charger
- 1 X TSTAK Kitbox
- 1 X 4.8mm (3/16"), 6.0mm (15/64") & 6.4mm (1/4") Nose Pieces

Applications

- Construction
- HVAC
- Metal shop
- General joinery
- Industrial manufacturing



POWERED BY

©2023 Stanley® Engineered Fastening. All Rights Reserved. 09.18.2023 The following are examples of trademarks for one or more DEWALT® power tools and accessories: the yellow and black colour scheme; the "D"-shaped air intake grill; the array of pyramids on the handgrip; the kit box configuration; and the array of lozenge-shaped humps on the surface of the tool.

STANLEY
Assembly Technologies

ProSet® XT1

The Lightweight

Features

- **Powerful, long lasting**
  Piston bearing rings ensure maximum robustness and tool life

Safe
Auto vacuum shut off when removing stem collector



Easy to use
Low force trigger and hydraulic damping for smoother operation and longer seal life

Practical
Clear collector bottle with quick release

Versatile
Changeable air inlet - left or right and swivel air inlet with shut off

Benefits

- Compact, lightweight and reliable pneumatic/hydraulic power tool, ideal for production line environments
- In its class the ProSet® XT1 is among the highest force-to-weight ratio blind riveting tools in the industry
- Innovative ergonomic design for maximum user efficiency and comfort. The robust tool rubber base is designed to avoid damage

Specifications

Pull Force (kN)	6.5
Stroke (mm)	18
Length (mm)	292
Height (mm)	241
Tool Weight (kg)	1.17
Power Source	Pneumatic

Kit Options

76001-00001	ProSet® XT1 TOOL PACKAGE EU1

76001-00001 Kit Includes:

- 1 X ProSet® XT1 Tool with standard nose equipment
- 1 X 2.4, 3.2, 4.0mm Nose Pieces

Applications

- General industrial
- Domestic appliances
- Ground transportation
- Infrastructure
- Renewables
- Recreational vehicles



STANLEY
Assembly Technologies

ProSet® XT2

The Flexible

Features



Benefits

- The ProSet® XT2 tool sets new standards for pneumatic rivet tools. Designed specifically to set a wide range of blind rivet rivets, this tool delivers 8.9 kN of pull force with an outstanding force-to-weight ratio of 7.18 kN/kg
- The robust tool rubber base is designed to avoid damage
- Latest technology lip seals maximise re-priming intervals. Piston bearing rings ensure maximum robustness and tool life

Specifications

Pull Force (kN)	8.9
Stroke (mm)	20
Length (mm)	296
Height (mm)	268
Tool Weight (kg)	1.26
Power Source	Pneumatic

Kit Options

76002-00001	ProSet® XT2 TOOL PACKAGE EU1

76002-00001 Kit Includes:

- 1 X ProSet® XT2 Tool with standard nose equipment
- 1 X 3.2, 4.0, 4.8mm Nose Pieces

Applications

- General industrial
- Domestic appliances
- Ground transportation
- Infrastructure
- Renewables
- Recreational vehicles



STANLEY
Assembly Technologies

ProSet® XT3

The High Performer

Features

- **Powerful, long lasting**
  Piston bearing rings ensure maximum robustness and tool life

Safe
Auto vacuum shut off when removing stem collector

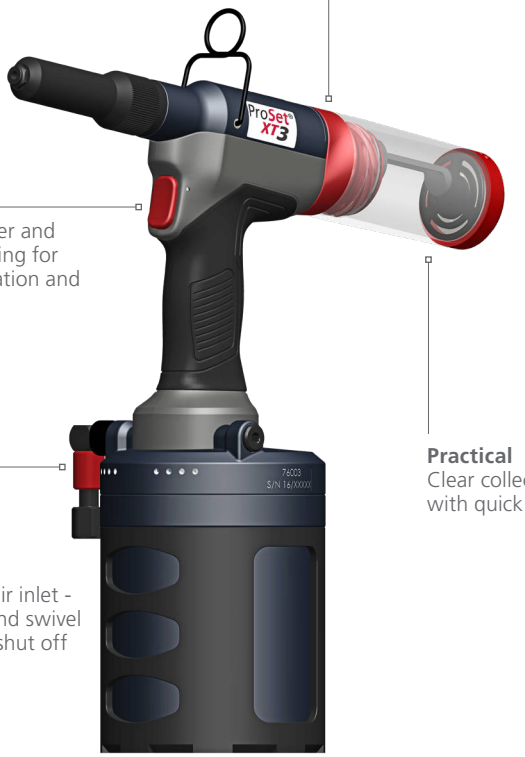

Easy to use
Low force trigger and hydraulic damping for smoother operation and longer seal life

Practical
Clear collector bottle with quick release

Versatile
Changeable air inlet - left or right and swivel air inlet with shut off

Benefits

- The ProSet® XT3 can be used in a variety of applications, setting a large range of blind rivet rivets, lockbolts and sealing plug sizes
- The extremely large stroke of 26mm allows the placement of longer rivets like Monobolt and Interlock in one set
- The robust tool rubber base is designed to avoid damage. Latest technology lip seals maximise re-priming intervals. Piston bearing rings ensure maximum robustness and tool life

Specifications

Pull Force (kN)	17
Stroke (mm)	26
Length (mm)	334
Height (mm)	343
Tool Weight (kg)	2.14
Power Source	Pneumatic

Kit Options

76003-00001	ProSet® XT3 TOOL PACKAGE EU1
76003-00005	ProSet® XT3 - 76003 INS TL BASE TOOL PACK WITHOUT NOSE EQUIPMENT

76003-00001 Kit Includes:

- 1 X ProSet® XT3 Tool with standard nose equipment
- 1 X 4.8mm, 6.4mm Nose Pieces

Applications

- General industrial
- Domestic appliances
- Ground transportation
- Infrastructure
- Renewables
- Recreational vehicles



STANLEY
Assembly Technologies

ProSet® XT4

The Powerful

Features

- **Robust**
  Floating piston hydraulics for improved seal life

Safe
Auto vacuum shut off when removing stem collector

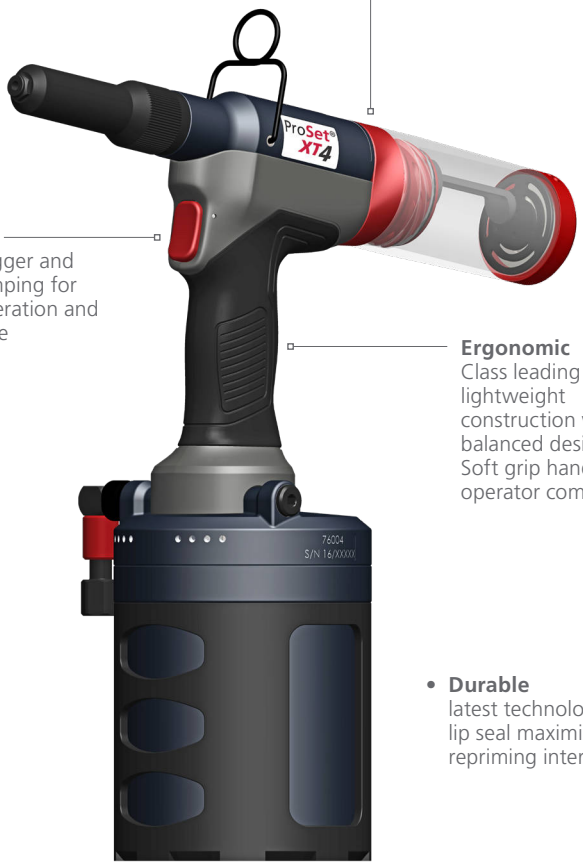

Easy to use
Low force trigger and hydraulic damping for smoother operation and longer seal life

Ergonomic
Class leading lightweight construction with balanced design. Soft grip handle for operator comfort

- **Durable**
  latest technology lip seal maximize repriming intervals

Benefits

- The ProSet® XT4 is the strongest tool of the ProSet® family. With 23 kN the XT4 delivers the highest pull force in the range but weighs only 2.16 kg
- The tool features an ultra-high tensile piston rod for maximum tool life and a hydraulic damping for smooth operation
- The robust tool rubber base is designed to avoid damage. Latest technology lip seals maximise re-priming intervals. Piston bearing rings ensure maximum robustness and tool life

Specifications

Pull Force (kN)	23
Stroke (mm)	18
Length (mm)	334
Height (mm)	343
Tool Weight (kg)	2.16
Power Source	Pneumatic

Kit Options

76004-00001	ProSet® XT4 TOOL PACKAGE EU1
76004-00005	ProSet® XT4 - INS TL BASE TOOL PACK WITHOUT NOSE EQUIPMENT

76004-00001 Kit Includes

- 1 X ProSet® XT4 Tool with standard nose equipment
- 1 X 4.8mm, 6.4mm Nose Pieces

Applications

- General industrial
- Domestic appliances
- Ground transportation
- Infrastructure
- Renewables
- Recreational vehicles



STANLEY
Assembly Technologies

73200

Hydro-Pneumatic Handtool for Lockbolts

Features

- **Forged aerospace grade aluminium** head and handle. One-piece design delivers optimum combination of low weight, strength and durability

Smooth cylindrical head shape
Free of protrusion for optimised assembly access

Static deflector
fixed head length as no external moving parts



Lightweight trigger operation
Stress-free ergonomic actuation of tool

Balanced ergonomic design
Comfortable handle form and position reduces operator fatigue

Specifications

Pull Force (kN)	28.5
Stroke (mm)	21
Length (mm)	329
Height (mm)	389
Tool Weight (kg)	4.9
Power Source	Pneumatic

Kit Options

73200-00001	73200 - EU PACKAGE

73200-00001 Kit Includes:
- 1 x 73200 Tool with mounting adaptor

Applications

- Utility and residential solar
- Blind Structural Assemblies
- HECV/Ground Transportation
  – Blind High-Strength Assemblies
- Shipbuilding
  – Cabin Construction

Benefits

- Utilises well-proven standard equipment as with the AV5, and 07287 tool designs
- Innovative operation reduces shock loading during operation, and increases time before re-priming
- Latest technology bearing rings, lip seals, and wipers
  Proven tool robustness, minimal oil-loss and long life



STANLEY
Assembly Technologies

7287

Installation Tool for Monobolt® Fasteners & Lockbolts

Features



Benefits

- Places a wide range of fasteners in one stroke
- Height placement speed can increase assembly capacity
- Reduces operator fatigue

Specifications

Pull Force (kN)	32.4
Stroke (mm)	29
Length (mm)	292
Height (mm)	170
Tool Weight (kg)	2.5
Power Source	Pneumatic

Kit Options

07287-00200_EU	7287 SB TL - TOOL ASS 7287 TOOL ASSY-EU

07287-00200_EU Kit Includes:
- 1 x 07287 Tool with mounting adaptor

Applications

- Utility and residential solar
- Blind Structural Assemblies
- HECV/Ground Transportation
  – Blind High-Strength Assemblies
- Shipbuilding
  – Cabin Construction



STANLEY
Assembly Technologies

AV®5

Hydraulic Power Hand-Held Tool for Lockbolts

Features



Benefits

- Long working life in extreme conditions
- Low maintenance
- Optimised operator comfort, manoeuvrable in limited access applications

Specifications

Pull Force (kN)	36
Stroke (mm)	30
Length (mm)	246
Height (mm)	230
Tool Weight (kg)	2.9
Power Source	Hydraulic

Kit Options

73425-02000	AV®5 SB TL - TOOL ASSEMBLY

73425-02000 Kit Includes:

- 1 x AV®5 Tool with instruction & service manual

Applications

- Utility and residential solar
- Blind Structural Assemblies
- HECV/Ground Transportation
  – Blind High-Strength Assemblies
- Shipbuilding
  – Cabin Construction



STANLEY
Assembly Technologies

AV®10

Hydraulic Power Hand-Held Tool for Lockbolts

Features



Benefits

- Long working life in extreme conditions
- Low maintenance
- Optimised operator comfort, manoeuvrable in limited access applications

Specifications

Pull Force (kN)	55
Stroke (mm)	25
Length (mm)	296
Height (mm)	236
Tool Weight (kg)	3.5
Power Source	Hydraulic

Kit Options

73430-00001	AV®10 TOOL - EU1 PACKAGE

73430-00001 Kit Includes:

- 1 X AV®10 Tool with instruction & service manual

Applications

- Utility and residential solar
- Blind Structural Assemblies
- HECV/Ground Transportation
  – Blind High-Strength Assemblies
- Shipbuilding
  – Cabin Construction



STANLEY
Assembly Technologies

AV®15

Hydraulic Power Hand-Held Tool for Lockbolts

Features

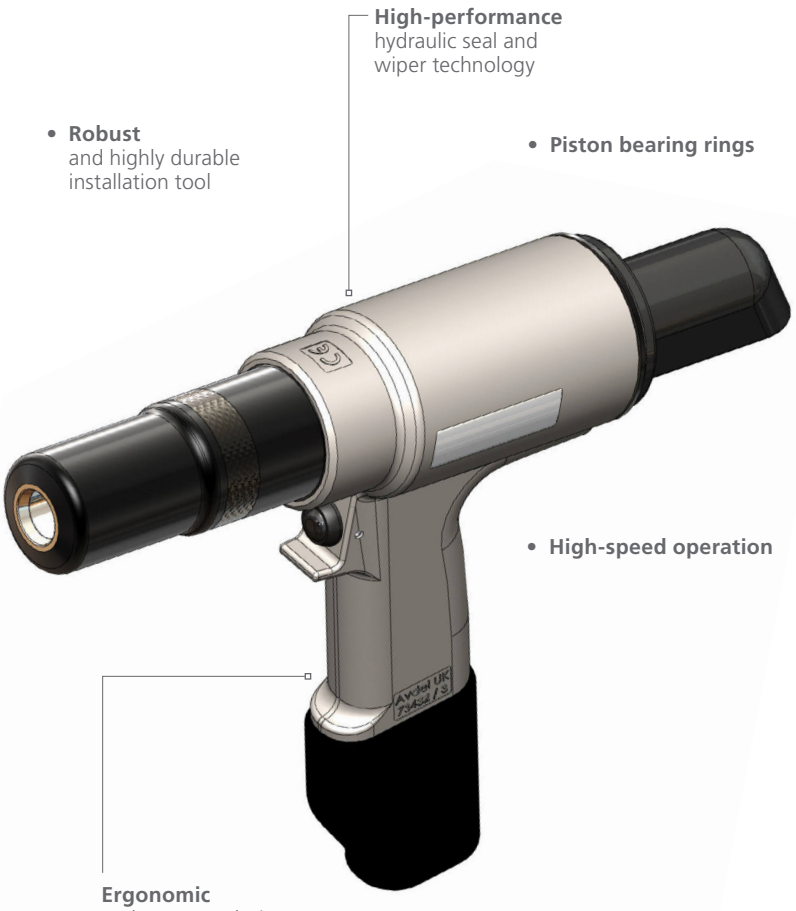

Benefits

- Long working life in extreme conditions
- Low maintenance
- Optimised operator comfort, manoeuvrable in limited access applications

Specifications

Pull Force (kN)	80
Stroke (mm)	32
Length (mm)	222
Height (mm)	246
Tool Weight (kg)	4.5
Power Source	Hydraulic

Kit Options

73432-00001	AV®15 TOOL - EU1 PACKAGE

73432-00001 Kit Includes:

- 1 X AV®15 Tool with instruction & service manual

Applications

- Utility and residential solar
- Blind Structural Assemblies
- HECV/Ground Transportation
  – Blind High-Strength Assemblies
- Shipbuilding
  – Cabin Construction



STANLEY
Assembly Technologies

AV®20

Hydraulic Power Hand-Held Tool for Lockbolts

Features



Benefits

- Long working life in extreme conditions
- Low maintenance
- Optimised operator comfort, manoeuvrable in limited access applications

Specifications

Pull Force (kN)	80
Stroke (mm)	45
Length (mm)	161
Height (mm)	254
Tool Weight (kg)	4.4
Power Source	Hydraulic

Kit Options

73482-00001	AV®20 TOOL EU1 PACKAGE

73482-00001 Kit Includes:

- 1 X AV®20 Tool with instruction & service manual

Applications

- Utility and residential solar
- Blind Structural Assemblies
- HECV/Ground Transportation – Blind High-Strength Assemblies
- Shipbuilding – Cabin Construction



STANLEY
Assembly Technologies

AV®25

Hydraulic Power Hand-Held Tool for Lockbolts

Features



Benefits

- Long working life in extreme conditions
- Low maintenance
- Optimised operator comfort, manoeuvrable in limited access applications

Specifications

Pull Force (kN)	140
Stroke (mm)	60
Length (mm)	211
Height (mm)	276
Tool Weight (kg)	6.87
Power Source	Hydraulic

Kit Options

73483-00001	AV®25 TOOL EU1 PACKAGE

73483-00001 Kit Includes:

- 1 X AV®25 Tool with instruction & service manual

Applications

- Utility and residential solar
- Blind Structural Assemblies
- HECV/Ground Transportation
  – Blind High-Strength Assemblies
- Shipbuilding
  – Cabin Construction



Hand Tools Selection Chart

A Tool For Every Application

When mobility, simplicity, and precise manual control are the priority, our POP® hand tools deliver the same engineering rigor you expect from Stanley® Engineered Fastening — without the need for a power source. From compact, easy-to-use plier tools for occasional fastening to robust long-arm and lever tools designed for frequent maintenance, each tool is crafted for comfort, durability, and consistent rivet setting performance.

Use the reference table below to match your rivet type and diameter with the most suitable hand tool, or contact our team to speak with an application engineer for tailored guidance.

BLIND RIVETS	Ø 2.4			Ø 3.0 - 3.2			Ø 4.0			Ø 4.8 - 5.0			Ø 6.0 - 6.4			Ø 6.4		
MODEL	Aluminium	Steel	Stainless Steel	Aluminium	Steel	Stainless Steel	Aluminium	Steel	Stainless Steel	Aluminium	Steel	Stainless Steel	Aluminium	Steel	Stainless Steel	Aluminium	Steel	Stainless Steel
TT55D	•	•	•	•	•	•	•	•										
PS15X				•	•	•	•	•	•	•	•							
PS25X				•	•	•	•	•	•	•	•	•	•	•	•	•	•	•
PS40X				•	•	•	•	•	•	•	•	•	•	•	•	•	•	•
PS45X				•	•	•	•	•	•	•	•	•	•	•	•	•	•	•



Blind Rivet Hand Tools

TT55D Classic Hand Plier Rivet Tool

- Ideal for on-site or low production use
- Robust and lightweight
- Rivet retaining handle design for one-handed riveting
- Supplied with nosepieces for 2.4mm, 3.0/3.2mm and 4.0mm rivets
- Supplied with nosepiece wrench



Specifications

Weight	0.4 kg
Length	229mm
Item No.	TT55D

Rivet Material	Rivet Diameter [mm/(in)]		
	2.4 & 2.8 (3/32")	3.0 & 3.2 (1/8")	4.0 (5/32")
Aluminium	•	•	•
Steel	•	•	•
Stainless Steel	•	•	

PS15X Professional Hand Plier Rivet Tool

- Professional, robust cast aluminium and steel construction
- Contoured handle grips for comfort
- Rivet retaining handle design for one-handed riveting
- Supplied with nosepieces for 3.0/3.2mm, 4.0mm and 4.8/5.0mm rivets
- Supplied with nosepiece wrench



Specifications

Weight	0.6 kg
Length	250mm
Item No.	PS15X

Rivet Material	Rivet Diameter [mm/(in)]		
	3.0 & 3.2 (1/8")	4.0 (5/32")	4.8 & 5.0 (3/16")
Aluminium	•	•	•
Steel	•	•	•
Stainless Steel	•	•	

PS25X Heavy Duty Lazy Tong Rivet Tool

- Professional heavy duty grade, robust aluminium and steel construction
- Contoured handle grip for comfort
- Supplied with nosepieces for 3.0/3.2mm, 4.0mm, 4.8/5.0mm, 6.0mm and 6.4mm rivets



Specifications

Weight	2.4 kg
Length closed	305mm
Length extended	805mm
Item No.	PS25X

Rivet Material	Rivet Diameter [mm/(in)]			
	3.0 & 3.2 (1/8")	4.0 (5/32")	4.8 & 5.0 (3/16")	6.0 & 6.4 (1/4")
Aluminium	•	•	•	•
Steel	•	•	•	•
Stainless Steel	•	•	•	•

Blind Rivet Hand Tools

PS40X Professional Lever Rivet Tool



- Professional, robust steel construction
- Optimal pulling force
- Adjustable front sleeve to optimise stroke set up
- Integral removable stem collector
- Supplied with nosepieces for 3.0/3.2mm, 4.0mm, 4.8/5.0mm, 6.0mm and 6.4mm rivets
- Supplied with nosepiece wrench

Specifications

Weight	1.9 kg
Length	515mm
Item No.	PS40X

Rivet Material	Rivet Diameter [mm/(in)]			
	3.0 & 3.2 (1/8")	4.0 (5/32")	4.8 & 5.0 (3/16")	6.0 & 6.4 (1/4")
Aluminium	•	•	•	•
Steel	•	•	•	•
Stainless Steel	•	•	•	•

PS45X Heavy Duty Lever Rivet Tool



- Professional standard, heavy duty steel construction
- Multi-position telescopic levers extend to maximize leverage and pulling force
- Adjustable front sleeve to optimise stroke set up
- Non-extended position makes tool more compact
- Integral removable stem collector
- Supplied with nosepieces for 3.0/3.2mm, 4.0mm, 4.8/5.0mm, 6.0mm and 6.4mm rivets
- Supplied with nosepiece wrench

Specifications

Weight	2.6 kg
Length	490mm
Length extended	665mm
Item No.	PS45X

Rivet Material	Rivet Diameter [mm/(in)]			
	3.0 & 3.2 (1/8")	4.0 (5/32")	4.8 & 5.0 (3/16")	6.0 & 6.4 (1/4")
Aluminium	•	•	•	•
Steel	•	•	•	•
Stainless Steel	•	•	•	•

Notes

Notes

Subscribe to
Our Newsletter!

Our Global Presence

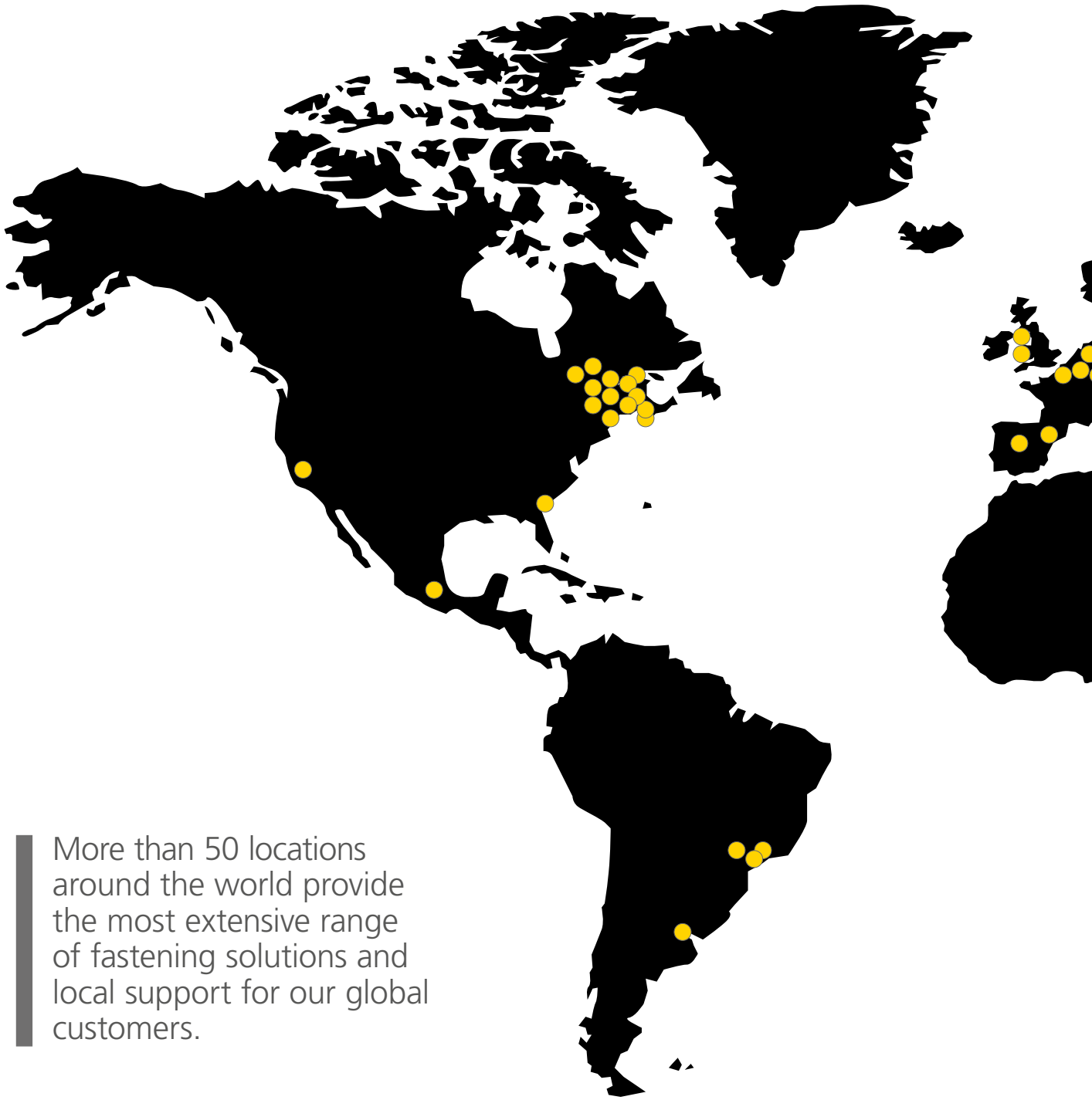

More than 50 locations around the world provide the most extensive range of fastening solutions and local support for our global customers.



STANLEY®
Engineered Fastening

AVDEL
Structural Blind Fasteners

INTEGRA
Plastic Components

NELSON
Stud Welding

OPTIA
Threaded Fasteners

POP
Non-structural Blind Fasteners

STANLEY Assembly Technologies
Specialist Assembly

TUCKER
Automated Fastener Systems



STANLEY®
Engineered Fastening

Stanley® Engineered Fastening — a division of Stanley Black and Decker — is the global leader in precision fastening and assembly solutions. Our industry-leading brands, Avdel®, Integra®, Nelson®, Optia®, POP®, Stanley® Assembly Technologies, and Tucker®, elevate what our customers create. Backed by a team of passionate and responsive problem-solvers, we empower engineers who are changing the world.

Stanley® Engineered Fastening FAMILY OF BRANDS

AVDEL INTEGRA NELSON OPTIA POP STANLEY Assembly Technologies TUCKER

Avbolt®, Avdelok®, Avibulb®, Avinox®, Avseal®, Avtainer®, Hemlok®, Hexsert®, Maxlok®, Monobolt®, NeoBolt®, NeoSpeed®, Spiralock®, Stavex®, Versa-Nut® and VGrip® are registered trademarks of Stanley® Engineered Fastening.

© 2026 Stanley® Engineered Fastening. All Rights Reserved.

STANLEYENGINEEREDFASTENING.COM

Data shown is subject to change without prior notice as a result of continuous product development and improvement policy.
Your local Stanley® Engineered Fastening representative is at your disposal should you need to confirm latest information.

Version 3 - 15/05/2026